



**SUZUKI**  
**MARINE**

Parts Book  
DT 25 (83-85)

PTBK145B

PREFACE

When it becomes necessary to replace parts on SUZUKI OUTBOARD MOTORS, always use SUZUKI GENUINE PARTS which have passed a strict inspection which guarantees quality and performance.

This parts catalogue covers the list of all service parts for SUZUKI DT25 QD, DT25 VE, DT25 VF.

INSTRUCTIONS FOR QUOTING THE CATALOGUE

1. DIMENSIONS

Dimensions of the parts in this catalogue are indicated in unit millimeters.

2. ABBREVIATIONS

Abbreviations used in this catalogue are as follows:

- |         |                           |           |                   |
|---------|---------------------------|-----------|-------------------|
| AR      | : As required             | NT        | : Number of teeth |
| ASSY    | : Assembly                | OPT       | : Optional        |
| E.No.   | : Engine number           | OS        | : Over size       |
| F.No.   | : Frame number            | STD       | : Standard        |
| d       | : Diameter of material    | T         | : Thickness       |
| ID      | : Inside diameter         | US        | : Under size      |
| OD      | : Outside diameter        | W         | : Width           |
| L       | : Length                  | S,L,UL,LL | : Transom type    |
| LH      | : Left hand side          |           |                   |
| RH      | : Right hand side         |           |                   |
| ~301234 | : Up to F.No.02503-301234 |           |                   |
| 301234~ | : From F.No.02503-301234  |           |                   |

$\frac{12}{\text{ID}} \times \frac{34}{\text{OD}} \times \frac{5.6}{\text{T(or W,L)}}$  ..... Figures in the description column show the dimensions of parts.

ID OD T(or W,L)

3. INNER PARTS OF ASSEMBLY

Parts number that have a period (.) mark in front of the part description on a text page are separately serviced parts of the assembly.

4. MODIFICATION NOTICE

A parts bulletin will be sent to you on all occasions when changes in parts occur, including interchangeable modifications between new parts and old ones.

5. NOTE

5-1. There are some different parts from those of production models among spare parts for the administrative reasons and common use of them with other models.

5-2. In respect of rubber hoses and vinyl tubes, please be sure to use them by cutting off according to the length mentioned on parts catalogue or what is actually required on the vehicle.

5-3. Note that the drawings on the illustration page are for ready reference of spare parts number, not to be used as an assembly manual. When assembling, use "SUZUKI SERVICE MANUAL".

6. ON ISSUE TO NEW SPARE PARTS CATALOGUE

This parts catalogue was arranged to include modifications as of Sep., 1984. Once each year new parts catalogue will be issued, containing, of course, all prior modifications. Upon receipt of each new issue the old catalogue should be destroyed.

7. ENGINE NUMBER

- DT25 QD : 02503-301001~305315
- DT25 VE : 02503-405316~407354
- DT25 VF : 02503-507355~

| Year | Parts Model<br>Year Designation | Example* | Sales Model<br>Year Designation | Example   |
|------|---------------------------------|----------|---------------------------------|-----------|
| 1977 | C                               | Cxxxxx   | B                               | DT50ELB   |
| 1978 | D                               | Dxxxxx   | C                               | DT50ELC   |
| 1979 | F                               | Fxxxxx   | N                               | DT50ELN   |
| 1980 | G                               | Gxxxxx   | T                               | DT85TCLT  |
| 1981 | J                               | Jxxxxx   | X                               | DT140TCLX |
| 1982 | VZ                              | VZxxxxx  | Z                               | DT140TCLZ |
| 1983 | QD                              | QDxxxxx  | D                               | DT140TCXD |
| 1984 | VE                              | VExxxxx  | E                               | DT140TCXE |
| 1985 | VF                              | VFxxxxx  | F                               | DT140TCXF |

\*Engine number off clamp bracket

FIG.1

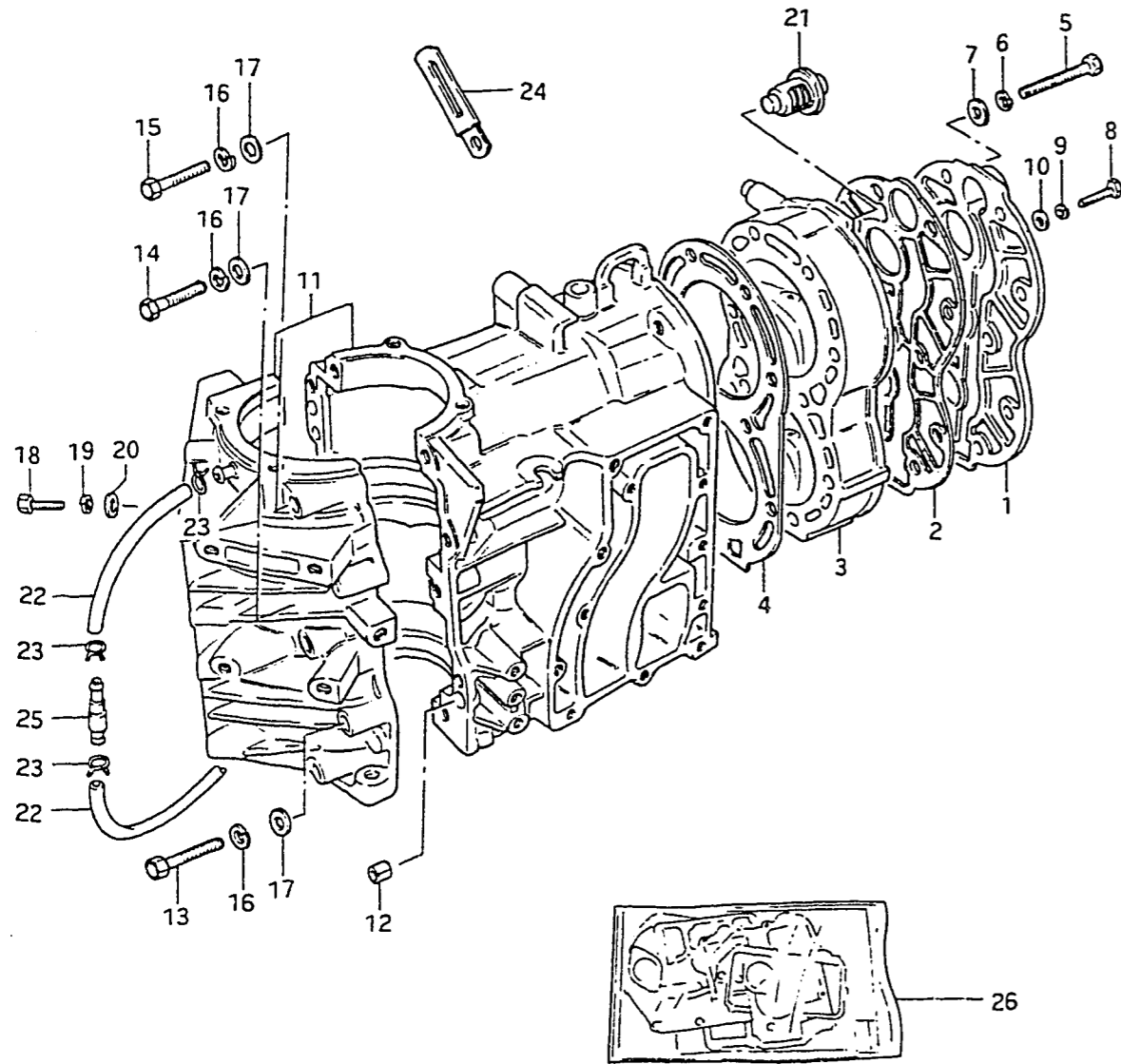


FIG.1 (B- 2) CYLINDER

| REF.NO. | PART NO.        | DESCRIPTION          | Q'TY | REMARKS      |
|---------|-----------------|----------------------|------|--------------|
| 1       | 11161-96302-02M | COVER, cylinder head | 1    |              |
| 2       | 11162-96302     | GASKET               | 1    |              |
| 3       | 11111-96311-02M | CYLINDER HEAD        | 1    |              |
| 4-1     | 11141-96300     | GASKET               | 1    | ~303795      |
| 4-2     | 11141-96301     | GASKET               | 1    | 303796~      |
| 5       | 01107-08658     | BOLT                 | 10   |              |
| 6       | 08321-21088     | LOCK WASHER          | 10   |              |
| 7       | 08322-11088     | WASHER               | 10   |              |
| 8       | 01107-06258     | BOLT                 | 2    |              |
| 9       | 08321-21067     | LOCK WASHER          | 2    |              |
| 10      | 08322-21067     | WASHER               | 2    |              |
| 11-1    | 11301-96302-02M | CYLINDER ASSY        | 1    | model QD     |
| 11-2    | 11301-96303-02M | CYLINDER ASSY        | 1    | model VE     |
| 11-3    | 11301-96304-02M | CYLINDER ASSY        | 1    | model VF     |
| 12      | 04211-09109     | .PIN                 | 2    |              |
| 13      | 01107-08558     | .BOLT                | 4    |              |
| 14      | 01107-08458     | .BOLT                | 2    |              |
| 15      | 01107-08608     | .BOLT                | 2    |              |
| 16      | 08321-21088     | .LOCK WASHER         | 8    |              |
| 17      | 08322-11088     | .WASHER              | 8    |              |
| 18      | 01107-06258     | .BOLT                | 4    |              |
| 19      | 08321-21068     | .LOCK WASHER         | 4    |              |
| 20      | 08322-11068     | .WASHER              | 4    |              |
| 21      | 17670-94300     | THERMOSTAT           | 1    |              |
| 22      | 09343-03051     | HOSE (3.1x6.8x330)   | 2    |              |
| 23      | 09401-06403     | CLIP                 | 4    |              |
| 24-1    | 09404-06414     | CLAMP (L:65)         | 2    | model QD/VE  |
| 24-2    | 09404-06204     | CLAMP (L:65)         | 2    | model VF     |
| 25      | 16710-96300     | CHECK VALVE          | 1    |              |
| 26-1    | 11400-96843     | GASKET SET           | 1    | OPT,model QD |
| 26-2    | 11400-96844     | GASKET SET           | 1    | OPT,model VE |
| 26-3    | 11400-96845     | GASKET SET           | 1    | OPT,model VF |

FWD

FIG.2

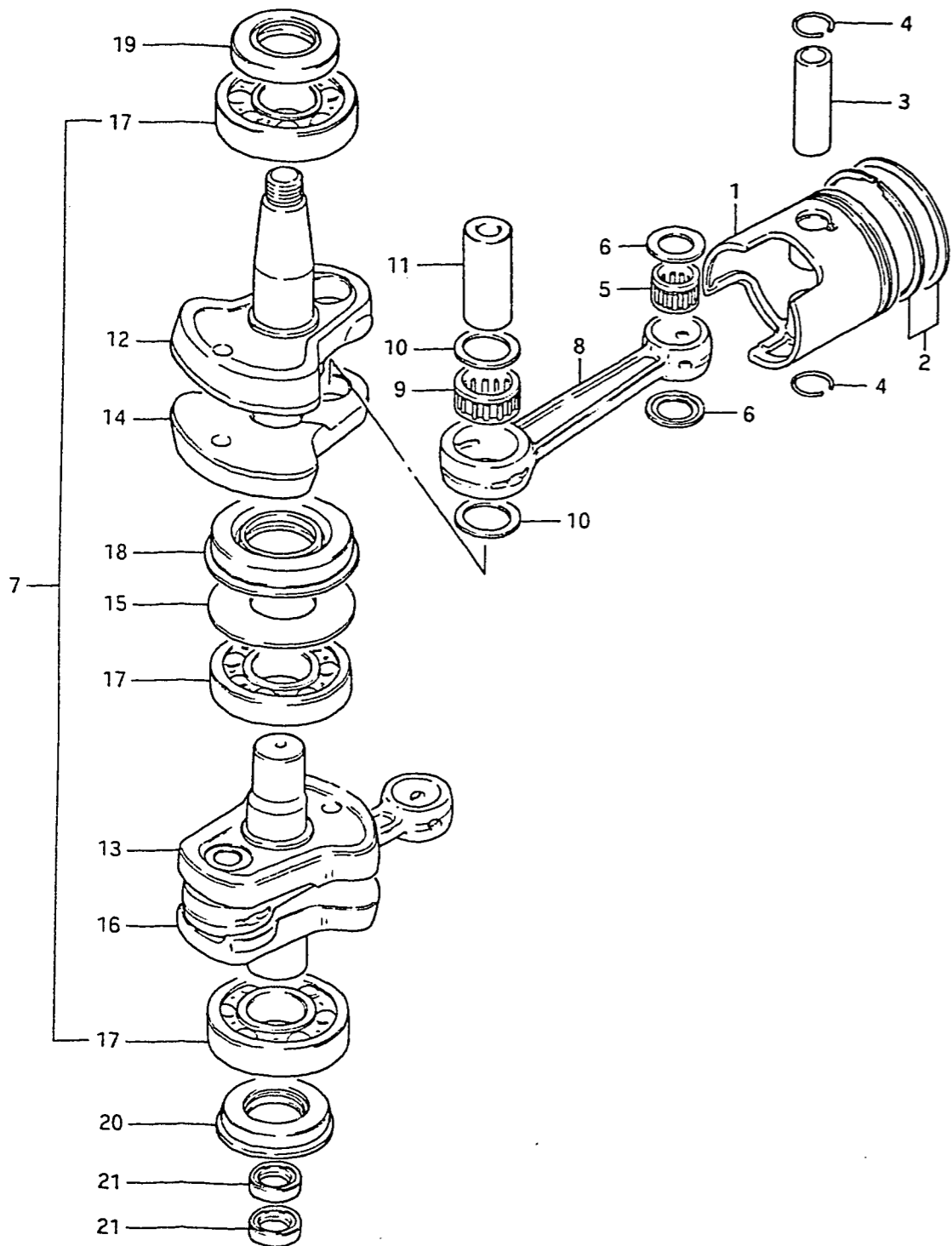


FIG.2 (B- 3) CRANKSHAFT

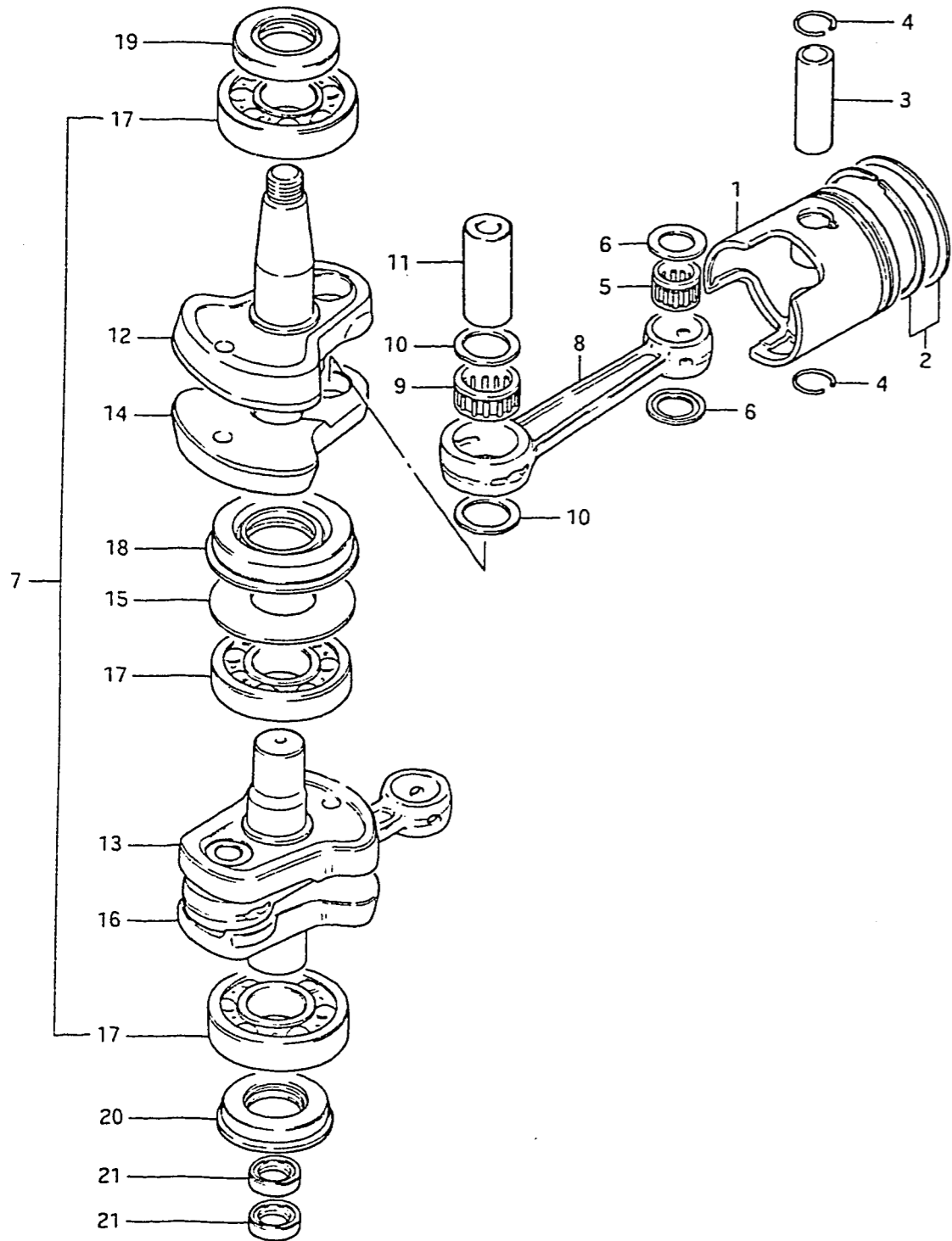
Q'TY

| REF.NO. | PART NO.        | DESCRIPTION                  | Q'TY | REMARKS         |
|---------|-----------------|------------------------------|------|-----------------|
| 1-1     | 12110-96302     | PISTON, STD                  | 2    | model QD        |
| 1-2     | 12110-96303     | PISTON, STD                  | 2    | model VE/VF     |
| 1-3     | 12110-96351-025 | PISTON, OS:0.25              | 2    | OPT,model QD    |
| 1-4     | 12110-96352-025 | PISTON, OS:0.25              | 2    | OPT,model VE    |
| 1-5     | 12110-96353-025 | PISTON, OS:0.25              | 2    | OPT,model VF    |
| 1-6     | 12110-96351-050 | PISTON, OS:0.50              | 2    | OPT,model QD    |
| 1-7     | 12110-96352-050 | PISTON, OS:0.50              | 2    | OPT,model VE    |
| 1-8     | 12110-96353-050 | PISTON, OS:0.50              | 2    | OPT,model VF    |
| 2-1     | 12140-96300     | RING SET, piston, STD        | 2    | model QD        |
| 2-2     | 12140-96301     | RING SET, piston, STD        | 2    | model VE/VF     |
| 2-3     | 12140-96350-025 | RING SET, piston, OS:0.25    | 2    | OPT,model QD    |
| 2-4     | 12140-96351-025 | RING SET, piston, OS:0.25    | 2    | OPT,model VE/VF |
| 2-5     | 12140-96350-050 | RING SET, piston, OS:0.50    | 2    | OPT,model QD    |
| 2-6     | 12140-96351-050 | RING SET, piston, OS:0.50    | 2    | OPT,model VE/VF |
| 3       | 12151-92501     | PIN, piston                  | 2    |                 |
| 4       | 09381-18002     | SNAP RING                    | 4    |                 |
| 5-1     | 09263-18011     | BEARING (18x23x22)           | 2    | model QD        |
| 5-2     | 09263-18016     | BEARING (18x23x22)           | 2    | model VE/VF     |
| 6       | 09169-18001     | WASHER                       | 4    |                 |
| 7-1     | 12200-96350     | CRANKSHAFT ASSY              | 1    | model QD/VE     |
| 7-2     | 12200-96304     | CRANKSHAFT ASSY              | 1    | model VF        |
| 8       | 12161-96300     | .ROD, connecting             | 2    |                 |
| 9       | 09263-24016     | .BEARING (24x32x20)          | 2    |                 |
| 10      | 09181-24001     | .WASHER (24x31.5x1)          | 4    |                 |
| 11-1    | 12211-96300     | .PIN, crank                  | 2    | ~407354         |
| 11-2    | 12211-96301     | .PIN, crank                  | 2    | 507355~         |
| 12-1    | 12221-96302     | .CRANKSHAFT, upper           | 1    | ~305315         |
| 12-2    | 12221-96303     | .CRANKSHAFT, upper           | 1    | 405316~406352   |
| 12-3    | 12221-96304     | .CRANKSHAFT, upper           | 1    | 406353~         |
| 13-1    | 12232-96302     | .WHEEL, MDL crankshaft under | 1    | ~305315         |
| 13-2    | 12232-96303     | .WHEEL, MDL crankshaft under | 1    | 405316~         |
| 14      | 12231-96302     | .WHEEL, MDL crankshaft upper | 1    |                 |

← FWD

FIG.2 (B- 4) CRANKSHAFT

FIG.2



| REF.NO. | PART NO.    | DESCRIPTION          | Q'TY | REMARKS |
|---------|-------------|----------------------|------|---------|
| 15      | 09160-50002 | .WASHER (50x77x1)    | 1    |         |
| 16-1    | 12240-96304 | .CRANKSHAFT, under   | 1    | ~406352 |
| 16-2    | 12240-96305 | .CRANKSHAFT, under   | 1    | 406353~ |
| 17      | 09262-30055 | .BEARING (30x72x19)  | 3    |         |
| 18      | 09289-38013 | .OIL SEAL            | 1    |         |
| 19      | 09283-30011 | OIL SEAL (30x55x10)  | 1    |         |
| 20      | 09283-30042 | OIL SEAL             | 1    |         |
| 21      | 09282-15004 | OIL SEAL (14.7x25x7) | 2    |         |



FIG.3

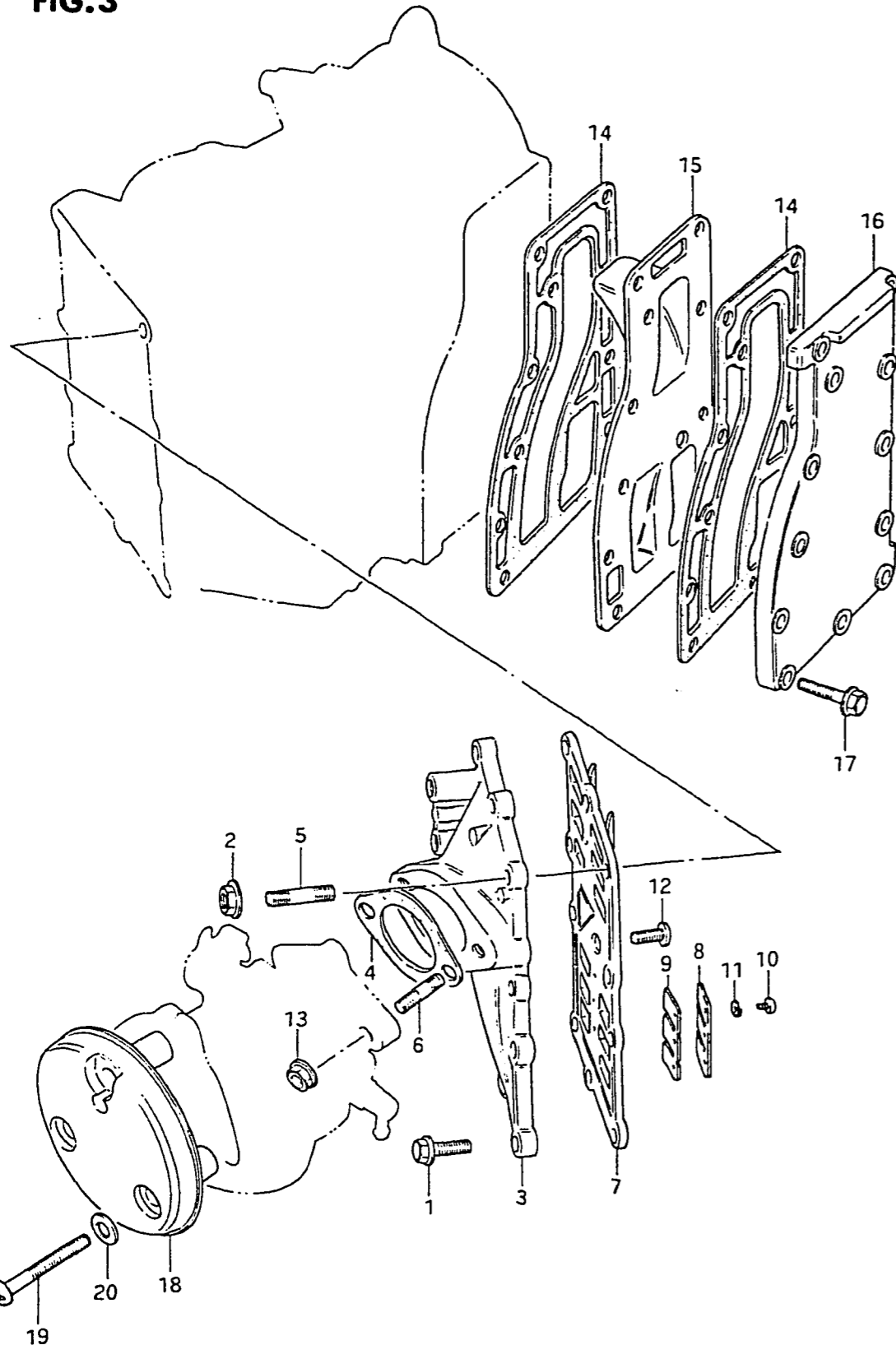
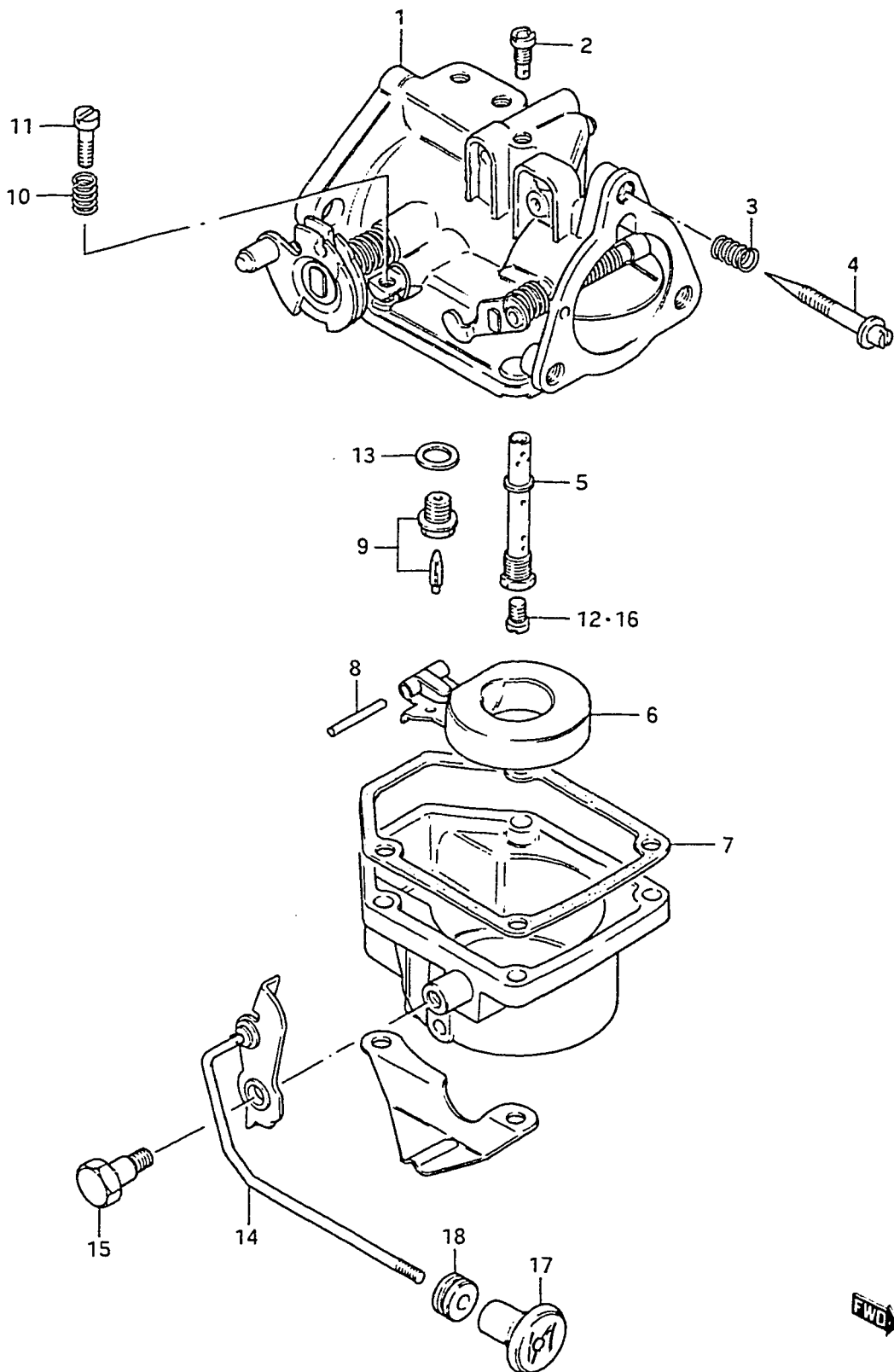


FIG.3 (B- 5) INLET CASE - EXHAUST COVER

| REF.NO. | PART NO.        | DESCRIPTION           | Q'TY | REMARKS |
|---------|-----------------|-----------------------|------|---------|
| 1       | 01517-06258     | BOLT                  | 8    |         |
| 2       | 08316-16068     | NUT                   | 2    |         |
| 3       | 12481-96301-02M | CASE, inlet           | 1    |         |
| 4       | 13125-93000     | GASKET, carburetor    | 1    |         |
| 5       | 01411-08208     | STUD BOLT             | 2    |         |
| 6       | 01421-06208     | STUD BOLT             | 2    |         |
| 7       | 13150-96300     | REED VALVE ASSY       | 1    |         |
| 8       | 13152-96300     | .STOPPER, reed valve  | 4    |         |
| 9       | 13153-96300     | .VALVE, reed          | 4    |         |
| 10      | 02112-03068     | .SCREW                | 12   |         |
| 11      | 08321-21038     | .LOCK WASHER          | 12   |         |
| 12      | 02122-06168     | SCREW                 | 1    |         |
| 13      | 08316-16088     | NUT                   | 2    |         |
| 14      | 14151-96300     | GASKET, exhaust cover | 2    |         |
| 15      | 14131-96301     | PLATE, exhaust        | 1    |         |
| 16      | 14141-96300-02M | COVER, exhaust        | 1    |         |
| 17      | 01517-06258     | BOLT                  | 12   |         |
| 18      | 13811-96300     | CASE, silencer        | 1    |         |
| 19      | 02112-06408     | SCREW                 | 3    |         |
| 20      | 08322-21067     | WASHER                | 3    |         |

FIG.4 (B- 6) CARBURETOR

FIG.4



Q'TY

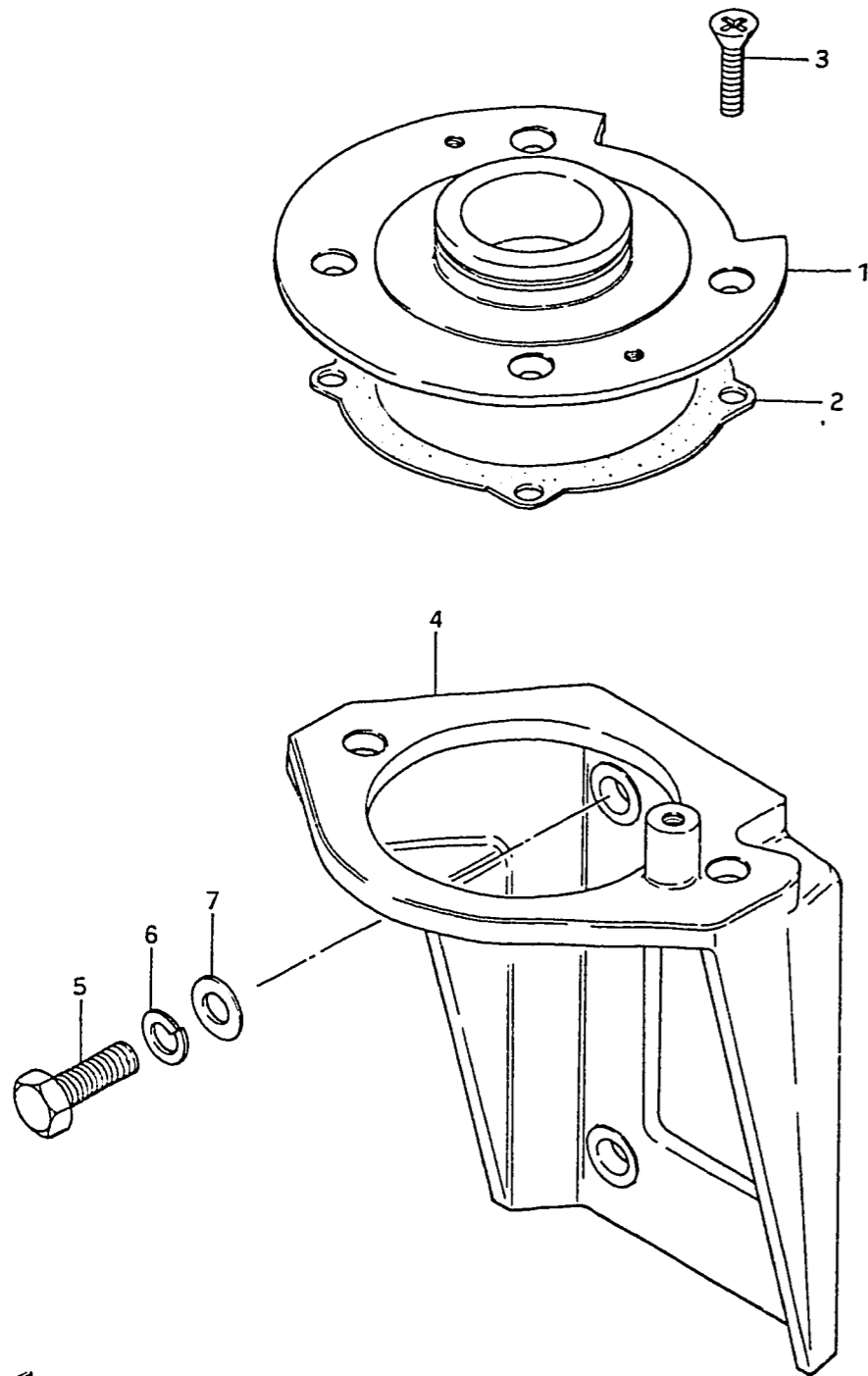
REMARKS

| REF.NO. | PART NO.    | DESCRIPTION            | Q'TY | REMARKS       |
|---------|-------------|------------------------|------|---------------|
| 1-1     | 13200-96320 | CARBURETOR ASSY        | 1    | ~405315       |
| 1-2     | 13200-96321 | CARBURETOR ASSY        | 1    | 405316~407354 |
| 1-3     | 13200-96322 | CARBURETOR ASSY        | 1    | 507355~       |
| 2       | 09492-90002 | .JET, air (90)         | 1    |               |
| 3       | 13271-93311 | .SPRING, air screw     | 1    |               |
| 4       | 13269-93311 | .SCREW, pilot air      | 1    |               |
| 5       | 13235-96300 | .NOZZLE                | 1    |               |
| 6       | 13250-93012 | .FLOAT                 | 1    |               |
| 7       | 13251-93310 | .GASKET, float chamber | 1    |               |
| 8       | 13254-93010 | .PIN, float            | 1    |               |
| 9       | 13370-28110 | .VALVE ASSY, needle    | 1    |               |
| 10      | 13268-96110 | .SPRING, throttle stop | 1    |               |
| 11      | 13534-96300 | .SCREW, throttle stop  | 1    |               |
| 12-1    | 09491-27008 | .JET, main (135)       | 1    | ~407354       |
| 12-2    | 09491-28012 | .JET, main (142.5)     | 1    | 507355~       |
| 13      | 13392-58600 | .GASKET, valve seat    | 1    |               |
| 14      | 13681-96300 | .LEVER, choke          | 1    |               |
| 15      | 13682-96300 | .BOLT                  | 1    |               |
| 16-1    | 09491-29006 | JET, main (145)        | 1    | OPT           |
| 16-2    | 09491-28010 | JET, main (140)        | 1    | OPT           |
| 16-3    | 09491-26009 | JET, main (130)        | 1    | OPT           |
| 16-4    | 09491-25002 | JET, main (125)        | 1    | OPT           |
| 17      | 13631-93500 | KNOB, starter          | 1    |               |
| 18      | 09305-04005 | BUSH                   | 1    |               |



FIG.5 (B- 7) UPPER OIL SEAL HOUSING

FIG.5



| REF.NO. | PART NO.        | DESCRIPTION             | Q'TY | REMARKS          |
|---------|-----------------|-------------------------|------|------------------|
| 1       | 11411-96301     | HOUSING, upper oil seal | 1    |                  |
| 2       | 11413-96300     | GASKET                  | 1    |                  |
| 3       | 02122-06208     | SCREW                   | 4    |                  |
| 4       | 31911-96302-02M | BRACKET, starter        | 1    | ELECTRIC STARTER |
| 5       | 01107-08258     | BOLT                    | 4    | ELECTRIC STARTER |
| 6       | 08321-21088     | LOCK WASHER             | 4    | ELECTRIC STARTER |
| 7       | 08322-11088     | WASHER                  | 4    | ELECTRIC STARTER |





FIG.6

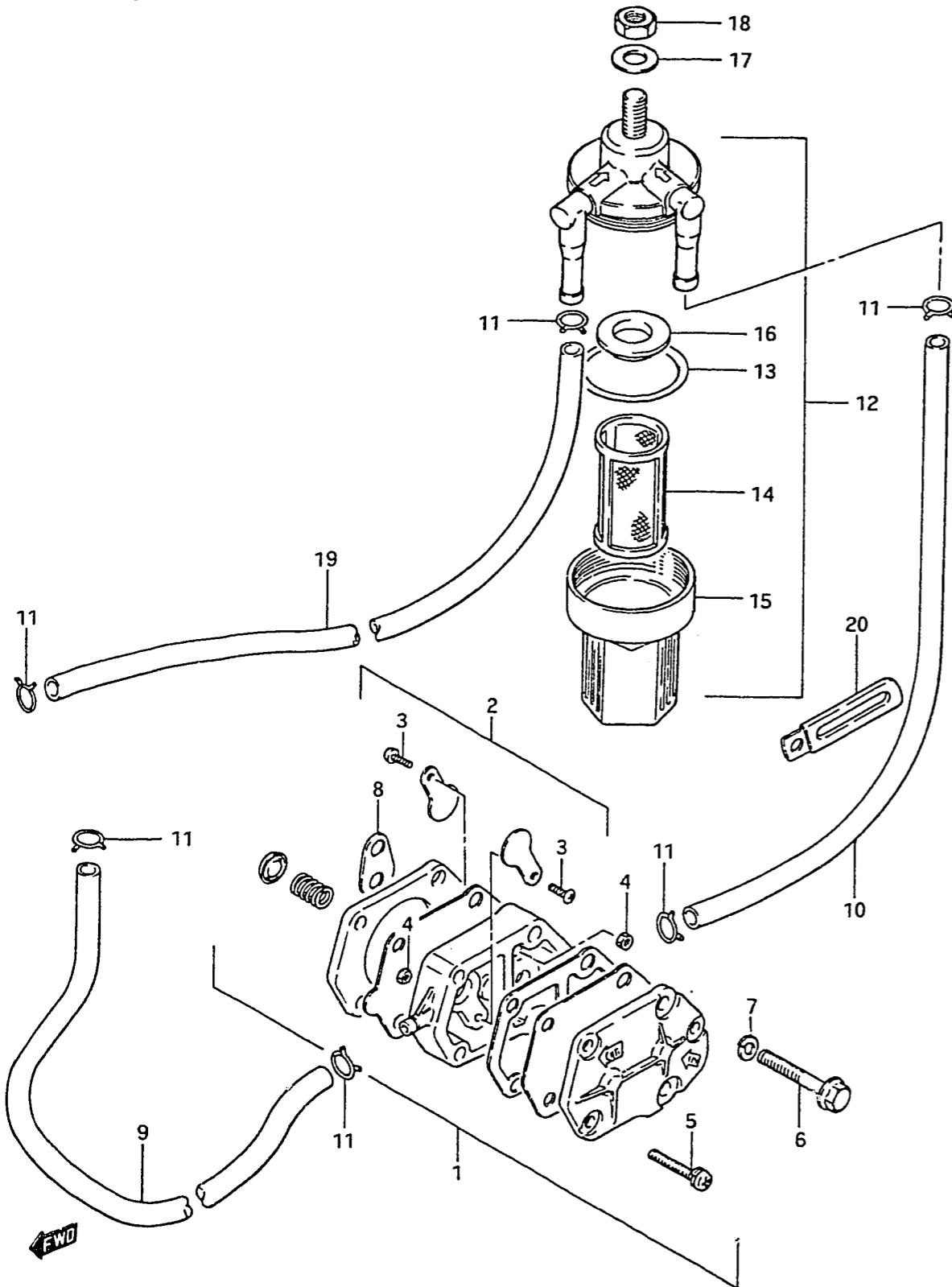
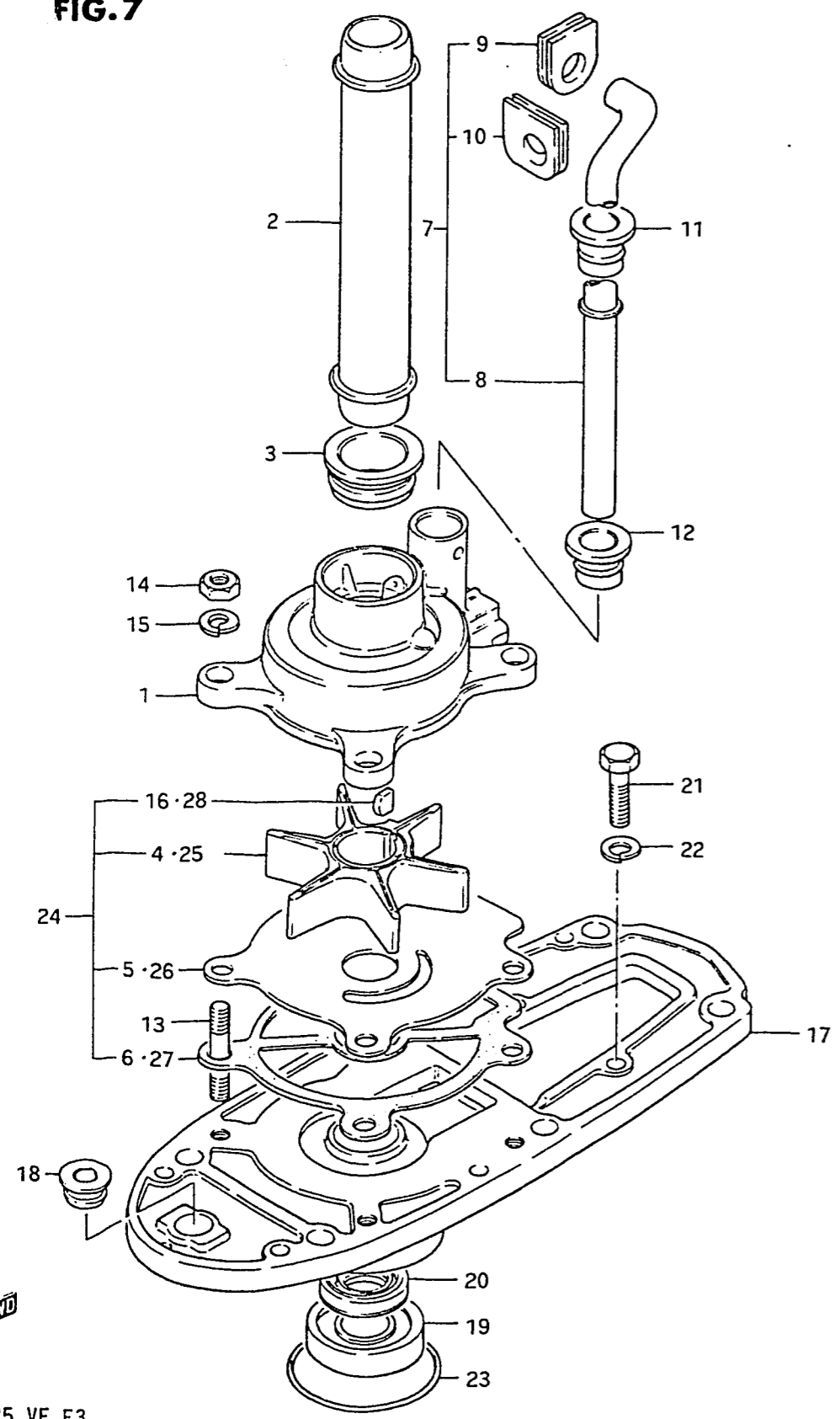


FIG.6 (B- 8) FUEL PUMP

| REF.NO. | PART NO.    | DESCRIPTION     | Q'TY | REMARKS     |
|---------|-------------|-----------------|------|-------------|
| 1       | 15100-94301 | PUMP ASSY, fuel | 1    |             |
| 2       | 15170-94311 | .DIAPHRAGM SET  | 1    |             |
| 3       | 15183-94301 | .SCREW          | 2    |             |
| 4       | 15186-94300 | .NUT            | 2    |             |
| 5       | 15851-94300 | .SCREW          | 3    |             |
| 6       | 01107-06408 | BOLT            | 2    |             |
| 7       | 08321-21067 | LOCK WASHER     | 2    |             |
| 8       | 15321-99700 | GASKET          | 1    |             |
| 9       | 09343-05137 | HOSE (5x9x500)  | 1    | L:195       |
| 10      | 09343-05137 | HOSE (5x9x500)  | 1    | L:195       |
| 11      | 09401-09402 | CLIP            | 6    |             |
| 12      | 15410-93400 | FILTER, fuel    | 1    |             |
| 13      | 15415-93400 | .O RING         | 1    |             |
| 14      | 15412-93400 | .STRAINER       | 1    |             |
| 15      | 15413-93400 | .CUP            | 1    |             |
| 16      | 15416-93400 | .PACKING        | 1    |             |
| 17      | 08322-21088 | WASHER          | 1    |             |
| 18      | 08310-22088 | NUT             | 1    |             |
| 19      | 09343-05137 | HOSE (5x9x500)  | 1    | L:320       |
| 20-1    | 09404-06414 | CLAMP (L:65)    | 1    | model QD/VE |
| 20-2    | 09404-06204 | CLAMP (L:65)    | 1    | model VF    |

FIG.7 (B- 9) WATER PUMP

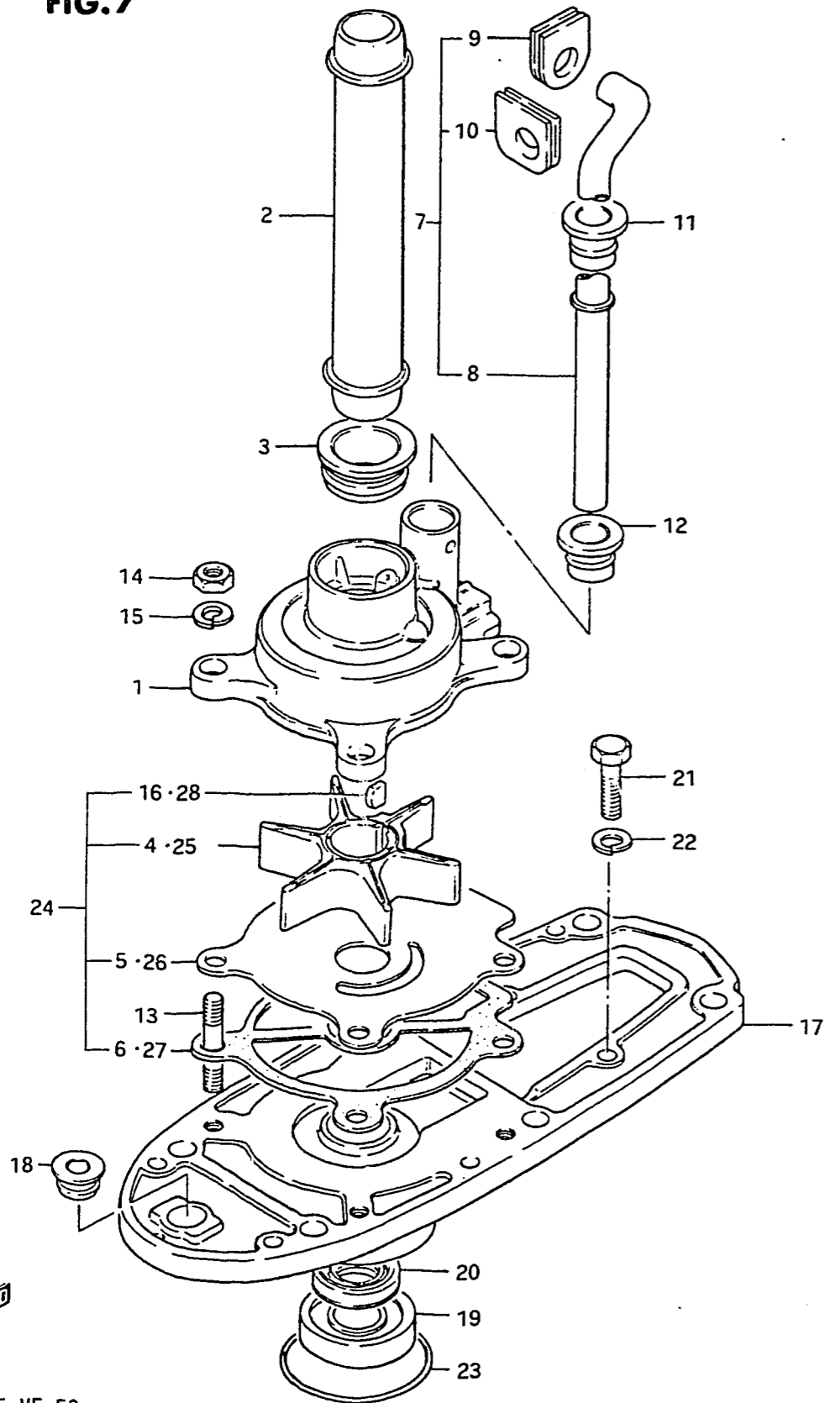
FIG.7



| REF.NO. | PART NO.        | DESCRIPTION                  | Q'TY | REMARKS                   |
|---------|-----------------|------------------------------|------|---------------------------|
| 1-1     | 17411-96302     | CASE, water pump             | 1    | ~406135                   |
| 1-2     | 17411-94400     | CASE, water pump             | 1    | 406136~                   |
| 2-1     | 17431-96310     | TUBE, water pump seal        | 1    | S TYPE                    |
| 2-2     | 17431-96300     | TUBE, water pump seal        | 1    | L TYPE                    |
| 3       | 17432-96300     | GROMMET, seal tube           | 2    |                           |
| 4-1     | 17461-96300     | IMPELLER, water pump         | 1    | model QD/VE               |
| 4-2     | 17461-96301     | IMPELLER, water pump         | 1    | model VF                  |
| 5-1     | 17471-96301     | PANEL, under                 | 1    | ~406135                   |
| 5-2     | 17471-94400     | PANEL, under                 | 1    | 406136~                   |
| 6-1     | 17472-96300     | GASKET, pump case lower      | 1    | ~406135                   |
| 6-2     | 17472-96301     | GASKET, pump case lower      | 1    | 406136~                   |
| 7-1     | 17560-96310     | TUBE, water                  | 1    | ~406713,S TYPE            |
| 7-2     | 17560-96311     | TUBE, water                  | 1    | 406714~,S TYPE            |
| 7-3     | 17560-96300     | TUBE, water                  | 1    | ~406713,L TYPE            |
| 7-4     | 17560-96301     | TUBE, water                  | 1    | 406714~,L TYPE            |
| 8-1     | 17561-96310     | .TUBE, water, S              | 1    | model QD, for 17560-96310 |
| 8-2     | 17561-96300     | .TUBE, water, L              | 1    | model QD, for 17560-96300 |
| 9-1     | 17563-96300     | .GROMMET, upper (1)          | 1    | ~406713                   |
| 9-2     | 17563-96301     | .GROMMET, upper (1)          | 1    | 406714~                   |
| 10-1    | 17564-96300     | .GROMMET, upper (2)          | 1    | ~406713                   |
| 10-2    | 17564-96301     | .GROMMET, upper (2)          | 1    | 406714~                   |
| 11      | 17565-96300     | GROMMET, middle              | 1    |                           |
| 12-1    | 17566-96300     | GROMMET, lower               | 1    | ~406135                   |
| 12-2    | 17566-96302     | GROMMET, lower               | 1    | 406136~                   |
| 13-1    | 09108-06032     | STUD BOLT, L:20              | 4    | model QD/VE               |
| 13-2    | 09108-06007     | STUD BOLT, L:25              | 4    | model VF                  |
| 14      | 09140-06020     | NUT                          | 4    |                           |
| 15      | 09162-06006     | LOCK WASHER                  | 4    |                           |
| 16      | 09420-04006     | KEY                          | 1    |                           |
| 17      | 56130-96301-02M | HOUSING, drive shaft bearing | 1    |                           |
| 18      | 25214-96301     | .BUSH, shifting rod          | 1    |                           |
| 19      | 09265-17002     | .BEARING                     | 1    |                           |
| 20      | 09289-17004     | .OIL SEAL                    | 1    |                           |
| 21      | 09100-06103     | BOLT                         | 2    |                           |
| 22      | 09162-06006     | LOCK WASHER                  | 2    |                           |
| 23      | 09280-50005     | O RING                       | 1    |                           |

FIG.7 (B-10) WATER PUMP

FIG.7



| REF.NO. | PART NO.    | DESCRIPTION           | Q'TY |     | REMARKS |
|---------|-------------|-----------------------|------|-----|---------|
| 24      | 17400-96350 | WATER PUMP REPAIR KIT | 1    | OPT |         |
| 25      | 17461-96301 | .IMPELLER             | 1    |     |         |
| 26      | 17471-94400 | .PANEL                | 1    |     |         |
| 27      | 17472-96301 | .GASKET               | 1    |     |         |
| 28      | 09420-04006 | .KEY                  | 1    |     |         |



FIG. 8

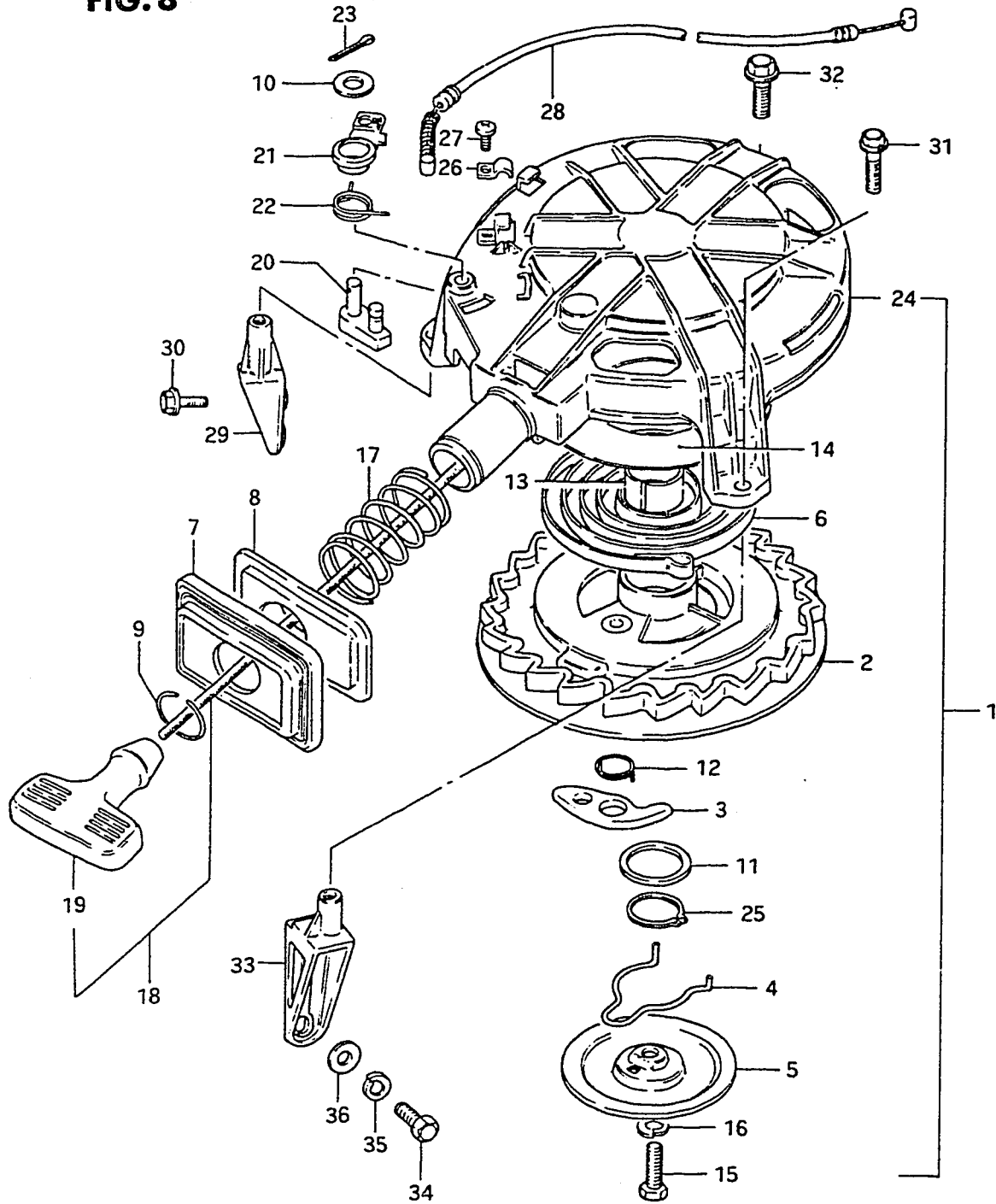


FIG.8 (B-11) RECOIL STARTER

| REF.NO. | PART NO.    | DESCRIPTION          | Q'TY | REMARKS       |
|---------|-------------|----------------------|------|---------------|
| 1-1     | 18100-96303 | STARTER ASSY, recoil | 1    | ~303406       |
| 1-2     | 18100-96304 | STARTER ASSY, recoil | 1    | 303407~405488 |
| 1-3     | 18100-96305 | STARTER ASSY, recoil | 1    | 405489~407354 |
| 1-4     | 18100-96306 | STARTER ASSY, recoil | 1    | 507355~       |
| 2-1     | 18120-96300 | .REEL                | 1    | ~303406       |
| 2-2     | 18120-96301 | .REEL                | 1    | 303407~       |
| 3       | 18131-96301 | .RATCHET             | 1    |               |
| 4       | 18153-96300 | .SPRING              | 1    |               |
| 5       | 18151-96301 | .PLATE               | 1    |               |
| 6       | 18142-96300 | .SPRING              | 1    |               |
| 7       | 18191-95202 | .PLATE               | 1    |               |
| 8-1     | 18192-95203 | .RUBBER, protector   | 1    | ~407354       |
| 8-2     | 18192-95204 | .RUBBER, protector   | 1    | 507355~       |
| 9       | 18195-95200 | .RING                | 1    |               |
| 10      | 18335-96300 | .WASHER              | 1    |               |
| 11      | 18162-96300 | .WASHER              | 1    |               |
| 12      | 18155-96301 | .SPRING              | 1    |               |
| 13      | 18124-96300 | .BUSH                | 1    |               |
| 14      | 18144-96300 | .PLATE               | 1    |               |
| 15      | 18332-96300 | .BOLT                | 1    |               |
| 16      | 08321-31068 | .LOCK WASHER         | 1    |               |
| 17      | 18196-93000 | .SPRING, protector   | 1    |               |
| 18-1    | 18200-95202 | .GRIP ASSY           | 1    | ~407354       |
| 18-2    | 18200-95203 | .GRIP ASSY           | 1    | 507355~       |
| 19      | 18210-93001 | ..GRIP               | 1    |               |
| 20      | 18281-96300 | .LEVER, stopper      | 1    |               |
| 21      | 18282-96300 | .ARM, stopper        | 1    |               |
| 22      | 18284-96300 | .SPRING              | 1    |               |
| 23      | 18348-96300 | .PIN                 | 1    |               |
| 24-1    | 18111-96301 | .CASE, starter       | 1    | ~407354       |
| 24-2    | 18111-96302 | .CASE, starter       | 1    | 507355~       |
| 25      | 18255-96300 | .SNAP CLIP           | 1    |               |
| 26      | 18291-96300 | .HOLDER, cable       | 1    |               |
| 27      | 18342-96300 | .SCREW               | 1    |               |

← FWD

FIG. 8

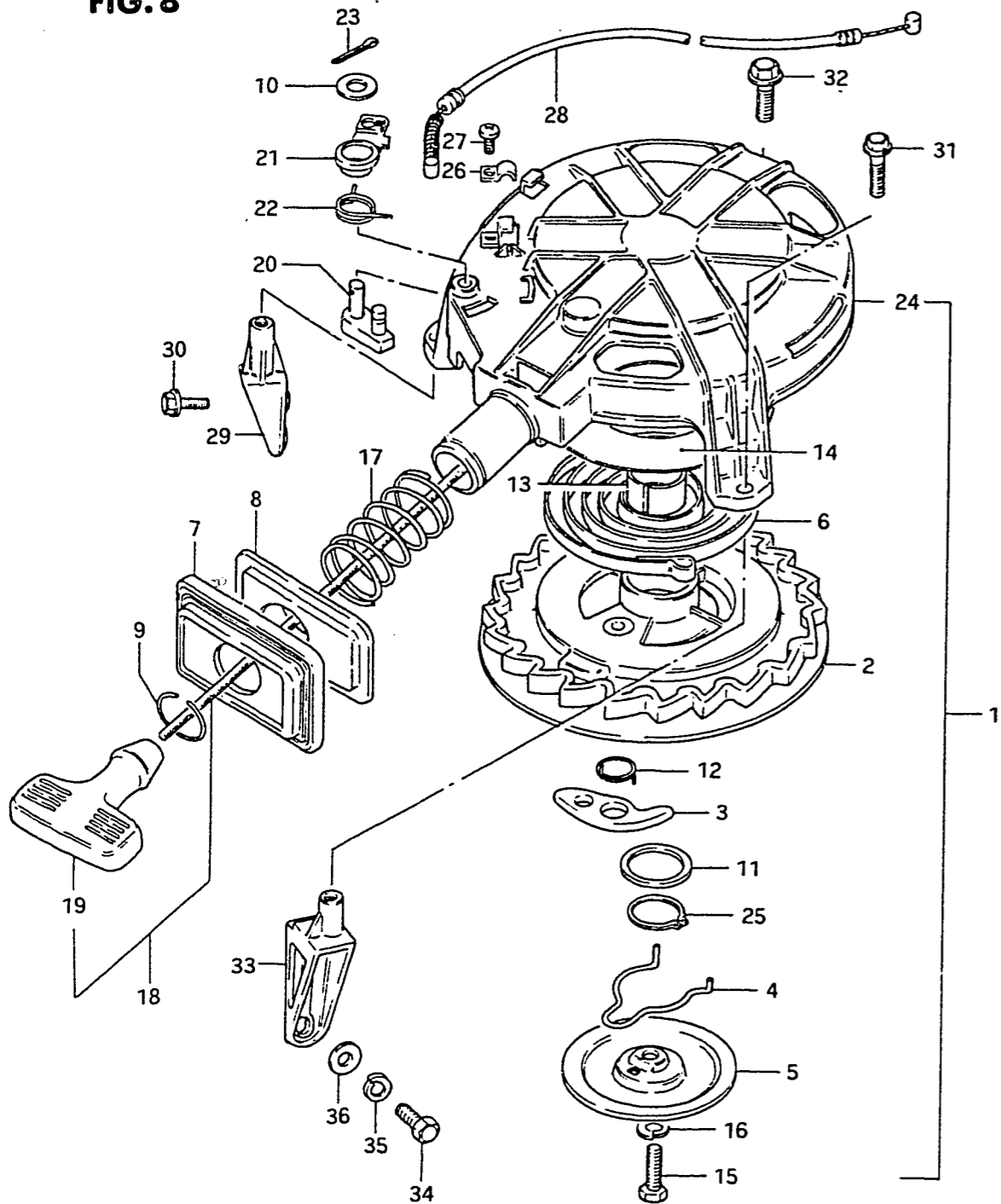
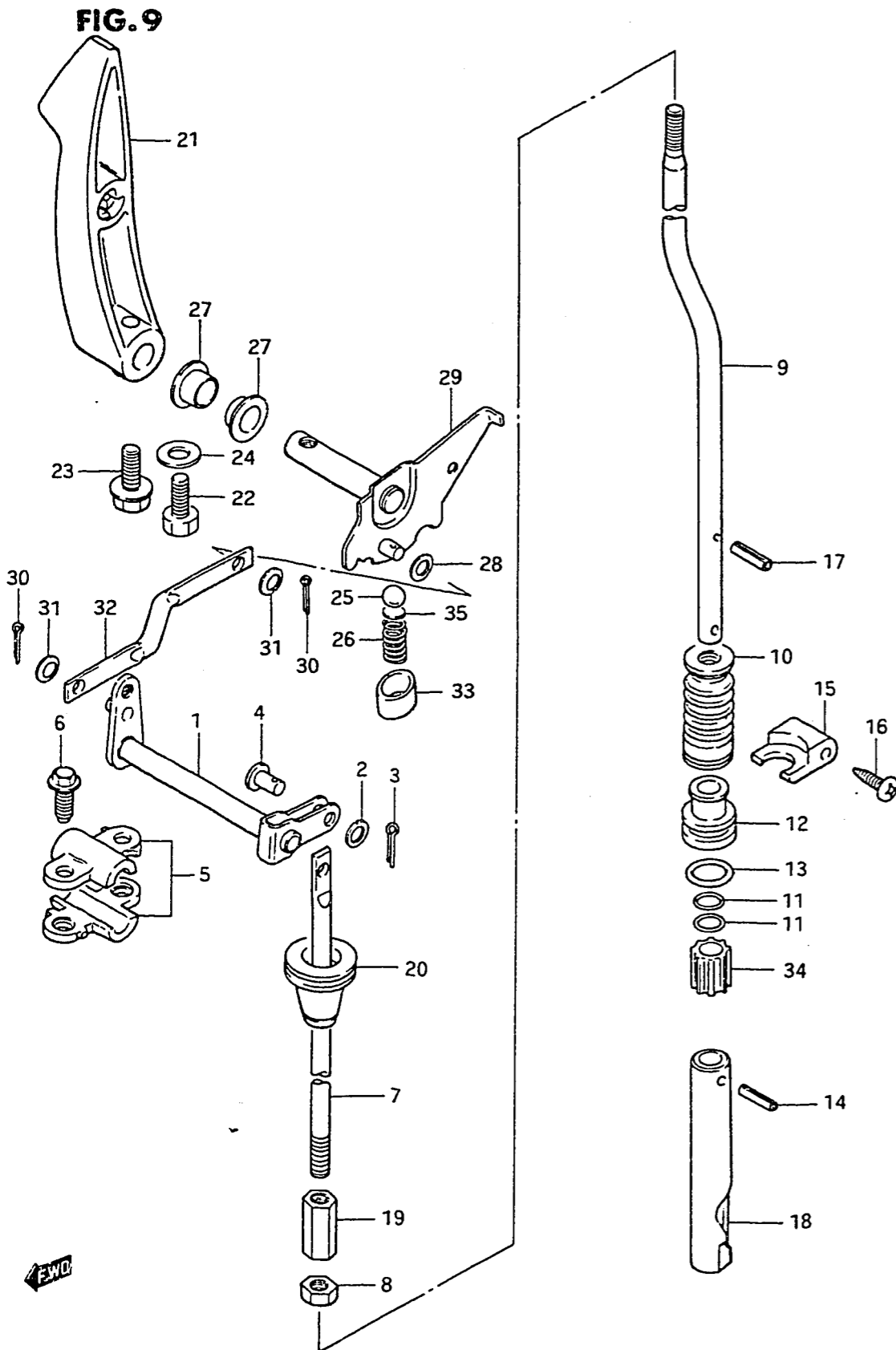


FIG. 8 (B-12) RECOIL STARTER

| REF.NO. | PART NO.        | DESCRIPTION               | Q'TY | REMARKS        |
|---------|-----------------|---------------------------|------|----------------|
| 28      | 18290-96300     | CABLE, NSI                | 1    |                |
| 29-1    | 18711-96302-02M | BRACE, recoil starter RH  | 1    | model QD       |
| 29-2    | 18711-96303-02M | BRACE, recoil starter RH  | 1    | model VE/VF    |
| 30      | 01517-06208     | BOLT                      | 2    |                |
| 31      | 01517-06258     | BOLT                      | 2    |                |
| 32      | 01517-08258     | BOLT                      | 1    |                |
| 33      | 18721-96303-02M | BRACE, recoil starter, LH | 1    | MANUAL STARTER |
| 34      | 01107-08258     | BOLT                      | 2    |                |
| 35      | 08321-21088     | LOCK WASHER               | 2    |                |
| 36      | 08322-11088     | WASHER                    | 2    |                |



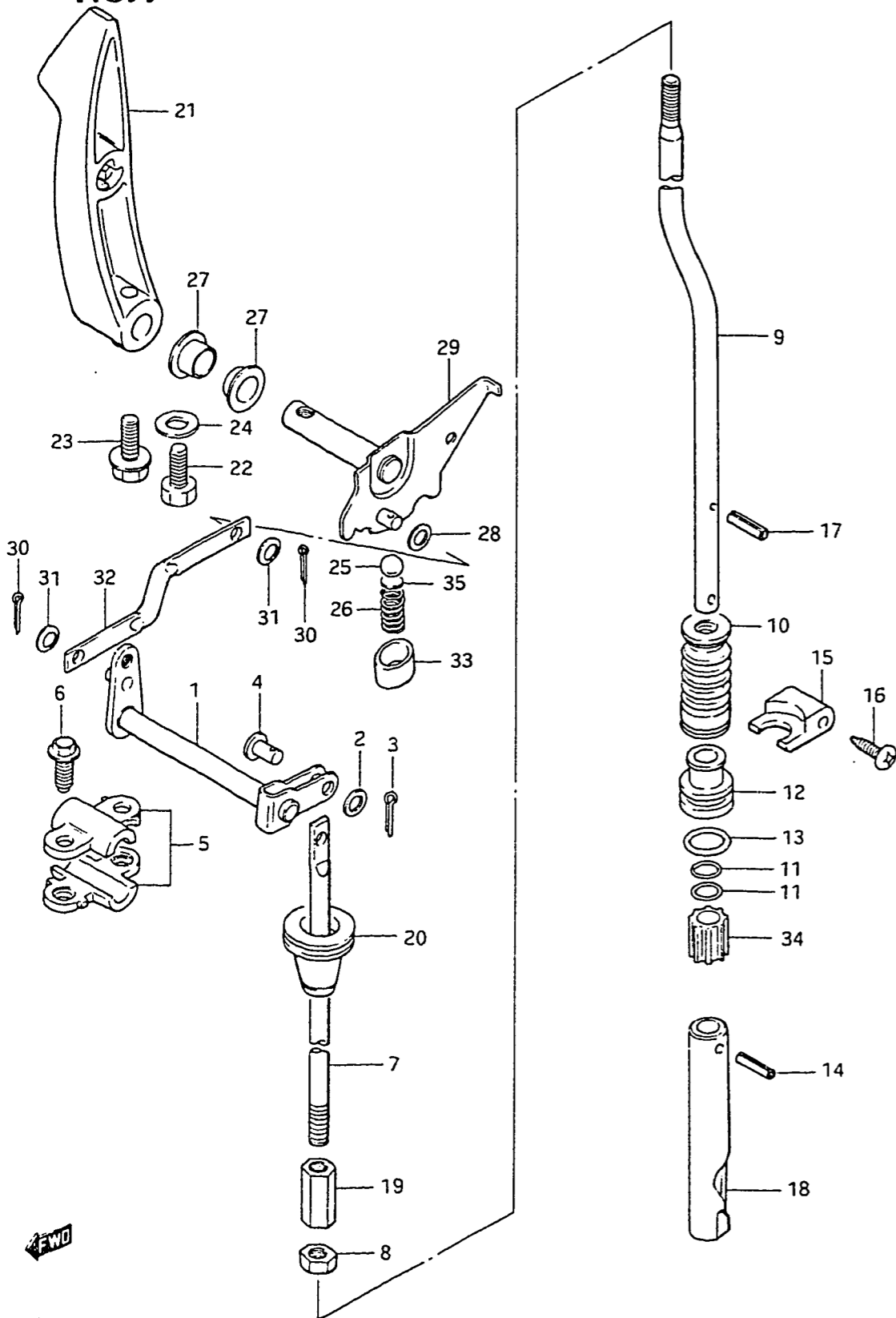
FIG.9 (C- 2) CLUTCH



| REF.NO. | PART NO.    | DESCRIPTION              | Q'TY | REMARKS     |
|---------|-------------|--------------------------|------|-------------|
| 1       | 21210-96300 | SHAFT, clutch            | 1    |             |
| 2       | 09160-05010 | WASHER (5.5x10x0.8)      | 1    |             |
| 3       | 09204-01001 | COTTER PIN               | 1    |             |
| 4       | 09200-05006 | PIN                      | 1    |             |
| 5       | 21311-96300 | HOLDER, clutch shaft     | 1    |             |
| 6-1     | 09103-06048 | BOLT (6x20)              | 4    | ~405831     |
| 6-2     | 01517-06208 | BOLT (6x20)              | 4    | 405832~     |
| 7       | 23111-96300 | ROD, clutch              | 1    |             |
| 8       | 09140-06020 | NUT                      | 1    |             |
| 9-1     | 25111-96310 | ROD, shift               | 1    | S TYPE      |
| 9-2     | 25111-96300 | ROD, shift               | 1    | L TYPE      |
| 10      | 25222-96300 | BOOT, shift rod          | 1    |             |
| 11      | 09280-08005 | O RING                   | 2    |             |
| 12      | 25211-96301 | GUIDE, shift rod         | 1    |             |
| 13      | 09280-13005 | O RING                   | 1    |             |
| 14      | 09205-03021 | SPRING PIN               | 1    |             |
| 15      | 25215-96301 | STOPPER, shift rod guide | 1    |             |
| 16-1    | 03132-04129 | SCREW                    | 2    | model QD/VE |
| 16-2    | 09139-04004 | SCREW                    | 2    | model VF    |
| 17      | 09205-02004 | SPRING PIN               | 1    |             |
| 18-1    | 25311-96302 | CAM, shift               | 1    | ~406395     |
| 18-2    | 25311-96303 | CAM, shift               | 1    | 406396~     |
| 19      | 23311-94300 | TURNBUCKLE, clutch rod   | 1    |             |
| 20      | 23131-94300 | BOOT, clutch rod         | 1    |             |

FIG.9 (C- 3) CLUTCH

FIG.9

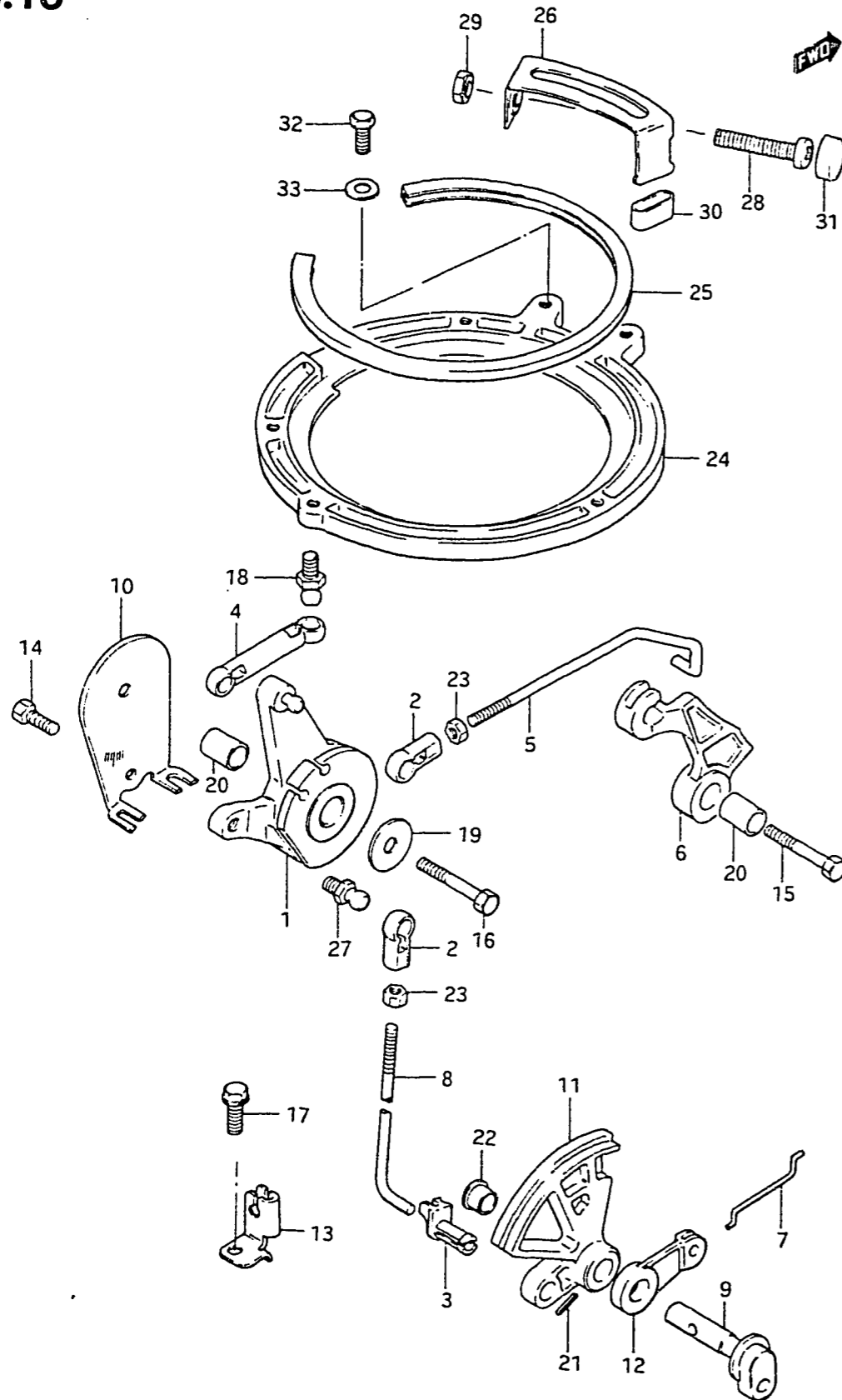


Q'TY

REMARKS

| REF.NO. | PART NO.        | DESCRIPTION         | Q'TY | REMARKS     |
|---------|-----------------|---------------------|------|-------------|
| 21      | 21111-96301-02M | LEVER, clutch       | 1    |             |
| 22      | 09100-06122     | BOLT (6x20)         | 1    | model QD/VE |
| 23      | 09103-06093     | BOLT (6x20)         | 1    | model VF    |
| 24      | 09160-06015     | WASHER (6.5x13x1)   | 1    |             |
| 25-1    | 09260-10003     | STEEL BALL          | 1    | model QD/VE |
| 25-2    | 09260-10005     | STEEL BALL          | 1    | model VF    |
| 26      | 09440-07021     | SPRING              | 1    |             |
| 27      | 09306-10001     | BUSH                | 2    |             |
| 28      | 09160-05010     | WASHER (5.5x10x0.8) | 1    |             |
| 29      | 21120-96301     | PLATE, clutch notch | 1    |             |
| 30      | 09204-01002     | COTTER PIN          | 2    |             |
| 31      | 09164-05002     | WASHER              | 2    |             |
| 32      | 21241-96300     | ROD, clutch arm     | 1    |             |
| 33      | 25231-96301     | SPACER, magnet      | 1    |             |
| 34      | 25232-96301     | MAGNET              | 1    |             |
| 35      | 21121-93300     | PLATE               | 1    |             |

FIG.10



Q'TY

| REF.NO. | PART NO.        | DESCRIPTION               | Q'TY | REMARKS     |
|---------|-----------------|---------------------------|------|-------------|
| 1       | 19121-96301     | LEVER, throttle control   | 1    |             |
| 2-1     | 19131-95501     | CONNECTOR, throttle lever | 2    | model QD/VE |
| 2-2     | 19131-95502     | CONNECTOR, throttle lever | 2    | model VF    |
| 3       | 19131-96300     | RETAINER, rod connector   | 1    |             |
| 4       | 19132-95500     | CONNECTOR                 | 1    |             |
| 5       | 19135-96301     | ROD                       | 1    |             |
| 6       | 19141-96301     | CAM, throttle             | 1    |             |
| 7       | 19654-96300     | ROD                       | 1    |             |
| 8       | 19656-96300     | ROD                       | 1    |             |
| 9-1     | 19720-96301-02M | SHAFT, remo-con throttle  | 1    | 407231      |
| 9-2     | 19720-96302     | SHAFT, remo-con throttle  | 1    | 407232      |
| 10      | 19761-96300     | STAY, throttle cable      | 1    |             |
| 11      | 19811-96301-02M | LIMITER, throttle         | 1    |             |
| 12      | 19851-96301     | LEVER, NSI                | 1    |             |
| 13      | 19861-96301     | STAY, NSI cable           | 1    |             |
| 14      | 09100-06018     | BOLT (6x12)               | 1    |             |
| 15      | 09100-06049     | BOLT (6x30)               | 1    |             |
| 16      | 09100-06049     | BOLT (6x30)               | 1    |             |
| 17      | 09103-06049     | BOLT (6x12)               | 1    |             |
| 18      | 09119-05010     | BOLT                      | 1    |             |
| 19      | 09160-06046     | WASHER (6.5x20x1.5)       | 3    |             |
| 20      | 09180-06105     | SPACER (6.1x10x14)        | 2    |             |



FIG.10

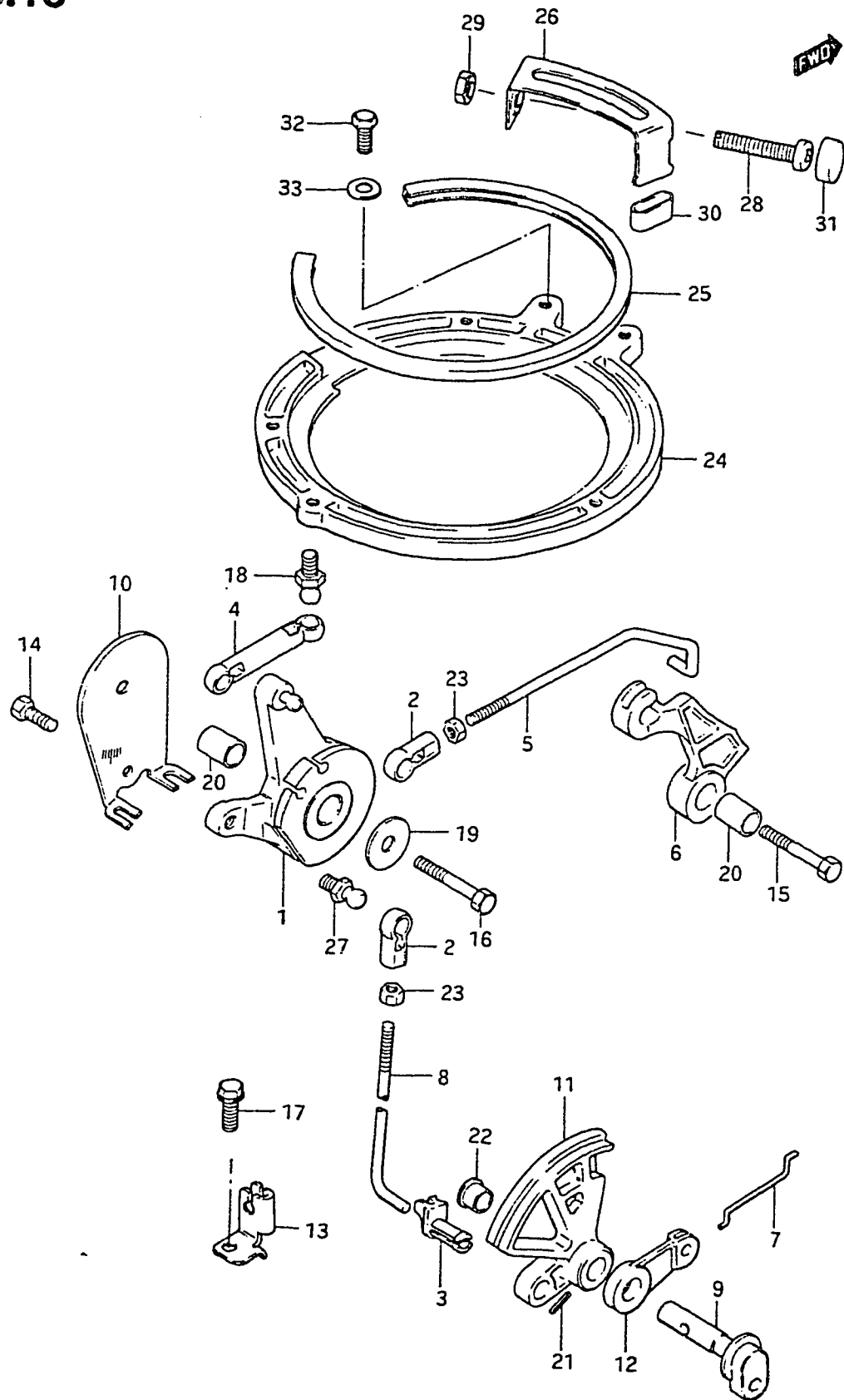


FIG.10 (C- 5) THROTTLE CONTROL

| REF.NO. | PART NO.        | DESCRIPTION      | Q'TY | REMARKS |
|---------|-----------------|------------------|------|---------|
| 21      | 09205-04002     | SPRING PIN       | 1    |         |
| 22      | 09306-10001     | BUSH             | 1    |         |
| 23      | 08310-11058     | NUT              | 2    |         |
| 24      | 19151-96300-02M | RETAINER, stator | 1    |         |
| 25      | 19161-94301     | SPACER, stator   | 1    |         |
| 26      | 19172-96301     | STOPPER, stator  | 1    |         |
| 27      | 09119-05010     | BOLT             | 1    |         |
| 28      | 09139-06015     | SCREW            | 1    |         |
| 29      | 09140-06020     | NUT              | 1    |         |
| 30      | 09320-07006     | CUSHION          | 1    |         |
| 31      | 09329-06002     | CUSHION          | 1    |         |
| 32      | 01104-05108     | BOLT             | 2    |         |
| 33      | 08322-21058     | WASHER           | 2    |         |

FIG. 11

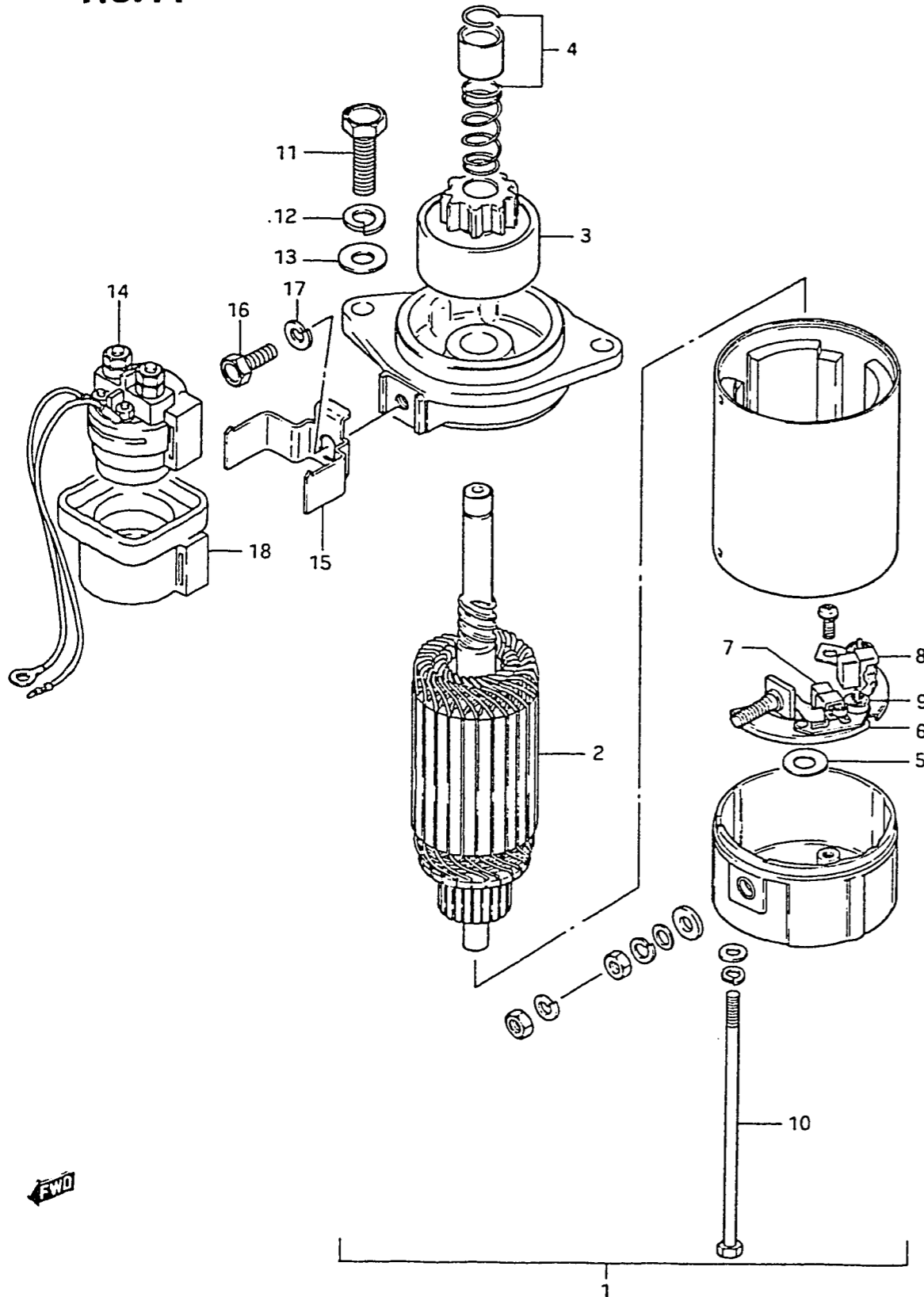
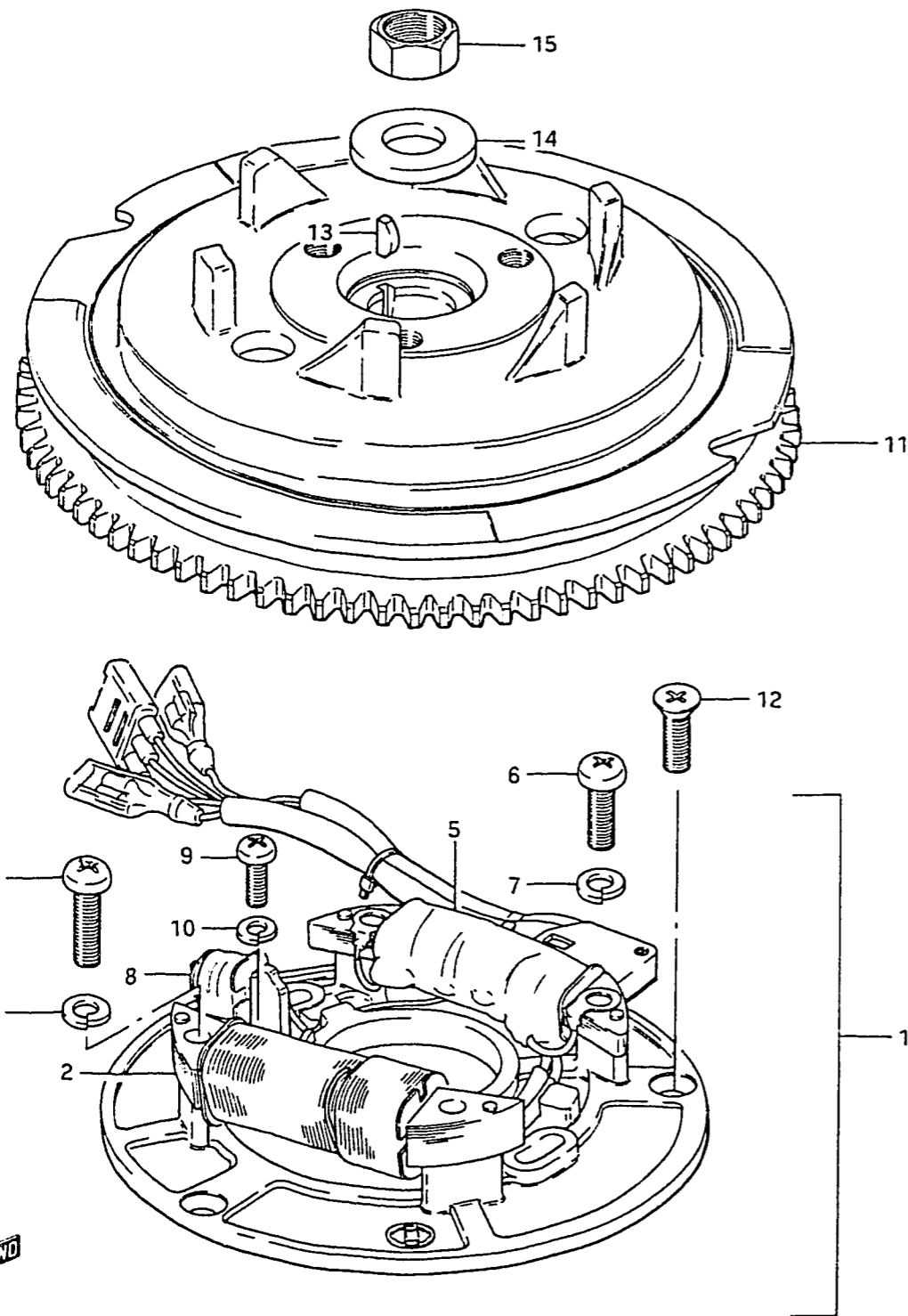


FIG.11 (C- 6) STARTING MOTOR

| REF.NO. | PART NO.    | DESCRIPTION            | Q'TY | REMARKS     |
|---------|-------------|------------------------|------|-------------|
| 1-1     | 31100-96310 | MOTOR ASSY, starter    | 1    | model QD    |
| 1-2     | 31100-96311 | MOTOR ASSY, starter    | 1    | model VE/VF |
| 2       | 31310-96300 | .ARMATURE              | 1    |             |
| 3       | 31320-96300 | .PINION                | 1    |             |
| 4       | 31312-96300 | .STOPPER SET, pinion   | 1    |             |
| 5       | 31360-96300 | .WASHER                | 1    |             |
| 6-1     | 31173-96300 | .HOLDER ASSY, brush    | 1    | model QD    |
| 6-2     | 31173-96301 | .HOLDER ASSY, brush    | 1    | model VE/VF |
| 7       | 31131-96300 | ..BRUSH (+)            | 1    |             |
| 8       | 31132-96300 | ..BRUSH (-)            | 1    |             |
| 9       | 31135-96300 | ..SPRING               | 2    |             |
| 10      | 31281-93340 | .BOLT                  | 2    |             |
| 11      | 01107-08258 | BOLT                   | 2    |             |
| 12      | 08321-21088 | LOCK WASHER            | 2    |             |
| 13      | 08322-11088 | WASHER                 | 2    |             |
| 14-1    | 31800-95502 | RELAY, starter         | 1    | model QD    |
| 14-2    | 31800-94400 | RELAY, starter         | 1    | model VE/VF |
| 15      | 31805-96350 | BRACKET, starter relay | 1    |             |
| 16      | 01107-06208 | BOLT                   | 1    |             |
| 17      | 08321-21067 | LOCK WASHER            | 1    |             |
| 18      | 38422-94510 | DAMPER, starter relay  | 1    |             |

FIG.12

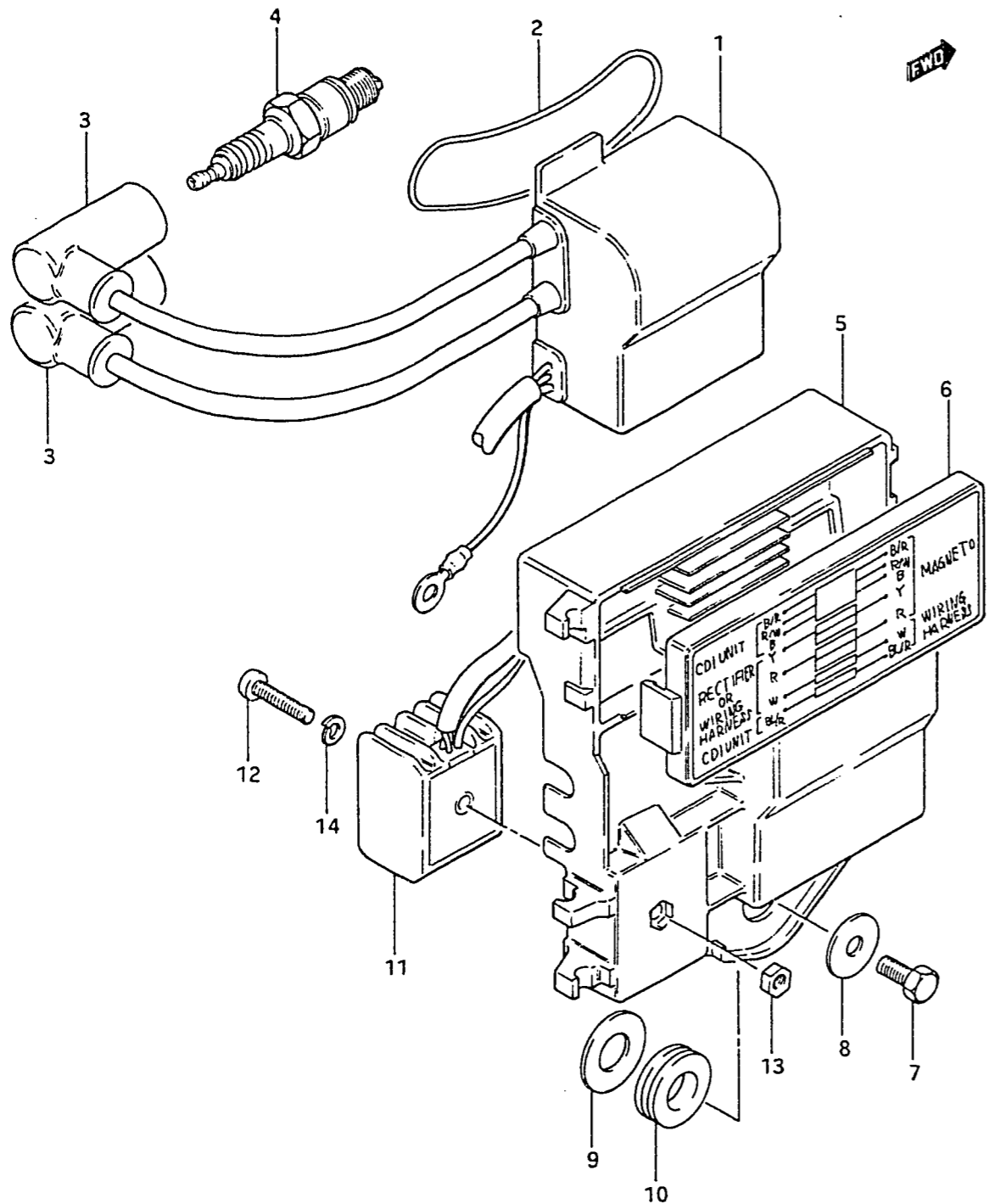
FIG.12 (C- 7) MAGNETO



| REF.NO. | PART NO.    | DESCRIPTION                 | Q'TY | REMARKS         |
|---------|-------------|-----------------------------|------|-----------------|
| 1-1     | 32101-96300 | STATOR ASSY                 | 1    | model QD/VE     |
| 1-2     | 32101-96340 | STATOR ASSY                 | 1    | model VF        |
| 2       | 32120-96300 | .COIL, lighting             | 1    |                 |
| 3       | 02112-05258 | .SCREW                      | 2    |                 |
| 4       | 08321-21058 | .LOCK WASHER                | 2    |                 |
| 5       | 32140-96300 | .COIL, ignition             | 1    |                 |
| 6       | 02112-05208 | .SCREW                      | 2    |                 |
| 7       | 08321-21058 | .LOCK WASHER                | 2    |                 |
| 8-1     | 32150-96300 | .SENSOR, ignition           | 1    | model QD/VE     |
| 8-2     | 32150-96310 | .SENSOR, ignition           | 1    | model VF        |
| 9       | 02112-04128 | .SCREW                      | 2    |                 |
| 10      | 08321-21048 | .LOCK WASHER                | 2    |                 |
| 11-1    | 32102-96300 | FLYWHEEL (MANUAL STARTER)   | 1    |                 |
| 11-2    | 32102-96310 | FLYWHEEL (ELECTRIC STARTER) | 1    | OPT:model QD/VE |
| 11-3    | 32102-96380 | FLYWHEEL (ELECTRIC STARTER) | 1    | model VF        |
| 12      | 02122-05128 | SCREW                       | 3    |                 |
| 13      | 08341-31049 | KEY                         | 1    |                 |
| 14      | 09160-18011 | WASHER (18.5x35x4)          | 1    |                 |
| 15      | 08310-22188 | NUT                         | 1    |                 |

FIG.13

FIG.13 (C- 8) IGNITION



Q'TY

REMARKS

| REF.NO. | PART NO.    | DESCRIPTION                   | Q'TY | REMARKS                      |
|---------|-------------|-------------------------------|------|------------------------------|
| 1-1     | 32900-96300 | CDI UNIT / IGNITION COIL ASSY | 1    | model QD/VE                  |
| 1-2     | 32900-96340 | CDI UNIT / IGNITION COIL ASSY | 1    | model VF                     |
| 2       | 09280-62001 | O RING                        | 1    |                              |
| 3       | 33510-95510 | CAP, spark plug               | 2    |                              |
| 4-1     | 09482-00277 | SPARK PLUG (BR7HS)            | 2    | model QD/VE                  |
| 4-2     | 09482-00269 | SPARK PLUG (B7HS)             | 2    | model VF                     |
| 5-1     | 32890-96300 | HOLDER, electric parts        | 1    | ~304259,OPT-ELECTRIC STARTER |
| 5-2     | 32890-96301 | HOLDER, electric parts        | 1    | 304260v                      |
| 6       | 36650-96300 | COVER, junction box           | 1    |                              |
| 7       | 01107-06128 | BOLT                          | 3    |                              |
| 8       | 09160-06054 | WASHER                        | 3    |                              |
| 9       | 09160-12006 | WASHER (12.5x26x1.6)          | 3    |                              |
| 10      | 09320-12011 | CUSHION                       | 3    |                              |
| 11      | 32800-95720 | RECTIFIER                     | 1    |                              |
| 12      | 02112-05257 | SCREW                         | 1    |                              |
| 13      | 08310-11058 | NUT                           | 1    |                              |
| 14      | 08321-21057 | LOCK WASHER                   | 1    |                              |

FIG.14

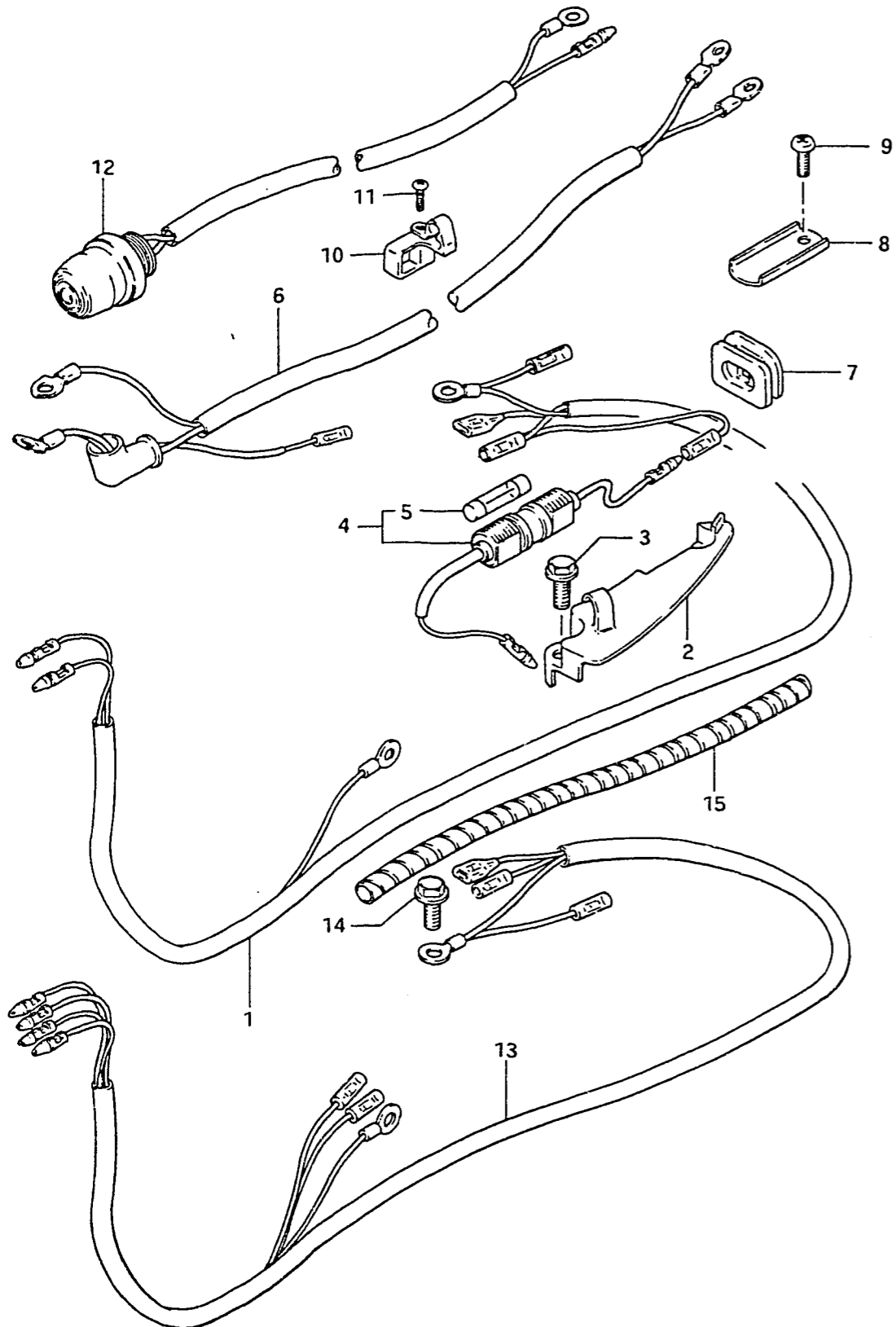
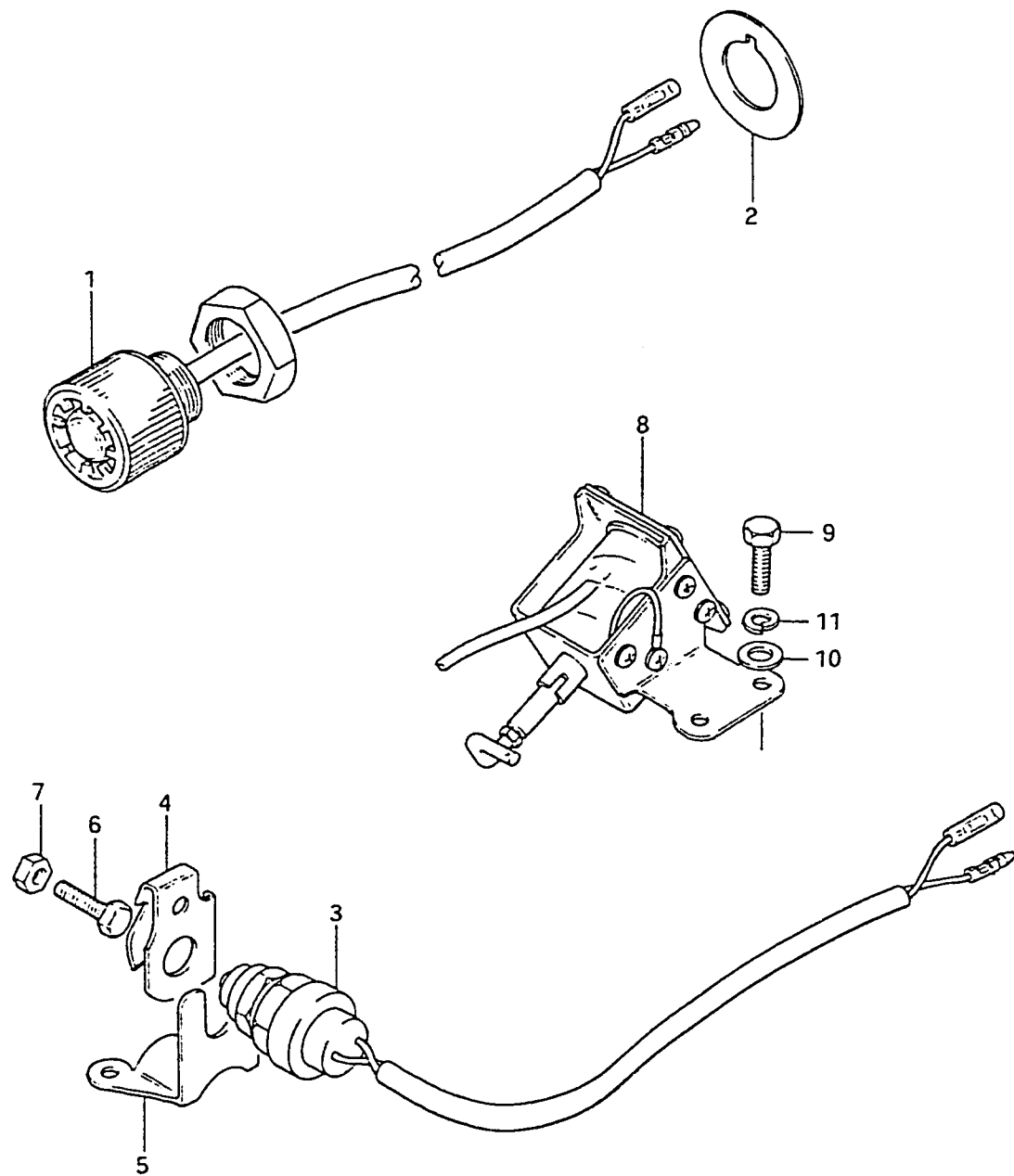


FIG.14 (C- 9) ELECTRICAL

| REF.NO. | PART NO.    | DESCRIPTION                  | Q'TY | REMARKS        |
|---------|-------------|------------------------------|------|----------------|
| 1       | 36610-96302 | WIRING HARNESS               | 1    |                |
| 2-1     | 36619-96303 | COVER, wiring harness        | 1    | model QD       |
| 2-2     | 36619-96304 | COVER, wiring harness        | 1    | model VE/VF    |
| 3       | 09103-06050 | BOLT (6x16)                  | 2    |                |
| 4       | 36740-95252 | FUSE CASE ASSY               | 1    |                |
| 5       | 09481-20001 | .FUSE (20A)                  | 1    |                |
| 6-1     | 33810-96303 | CABLE, starter               | 1    | OPT:~407064    |
| 6-2     | 33810-96305 | CABLE, starter               | 1    | 407065~        |
| 7       | 33811-96300 | GROMMET, starter cable       | 1    |                |
| 8       | 33815-94500 | PROTECTOR, cable             | 1    |                |
| 9       | 09103-06049 | BOLT                         | 1    |                |
| 10      | 33816-96300 | CLAMP, starter cable         | 1    |                |
| 11      | 03242-06259 | SCREW                        | 1    |                |
| 12-1    | 37800-93351 | SWITCH ASSY, stop (L:830)    | 1    | ~407108        |
| 12-2    | 37800-96350 | SWITCH ASSY, stop (L:840)    | 1    | 407109~        |
| 13      | 36899-96302 | WIRING HARNESS               | 1    | MANUAL STARTER |
| 14      | 09103-06049 | BOLT (6x12)                  | 1    |                |
| 15-1    | 38423-95501 | TUBE, wiring harness (L:150) | 1    | model QD/VE    |
| 15-2    | 33833-95500 | TUBE, wiring harness (L:100) | 1    | model VF       |

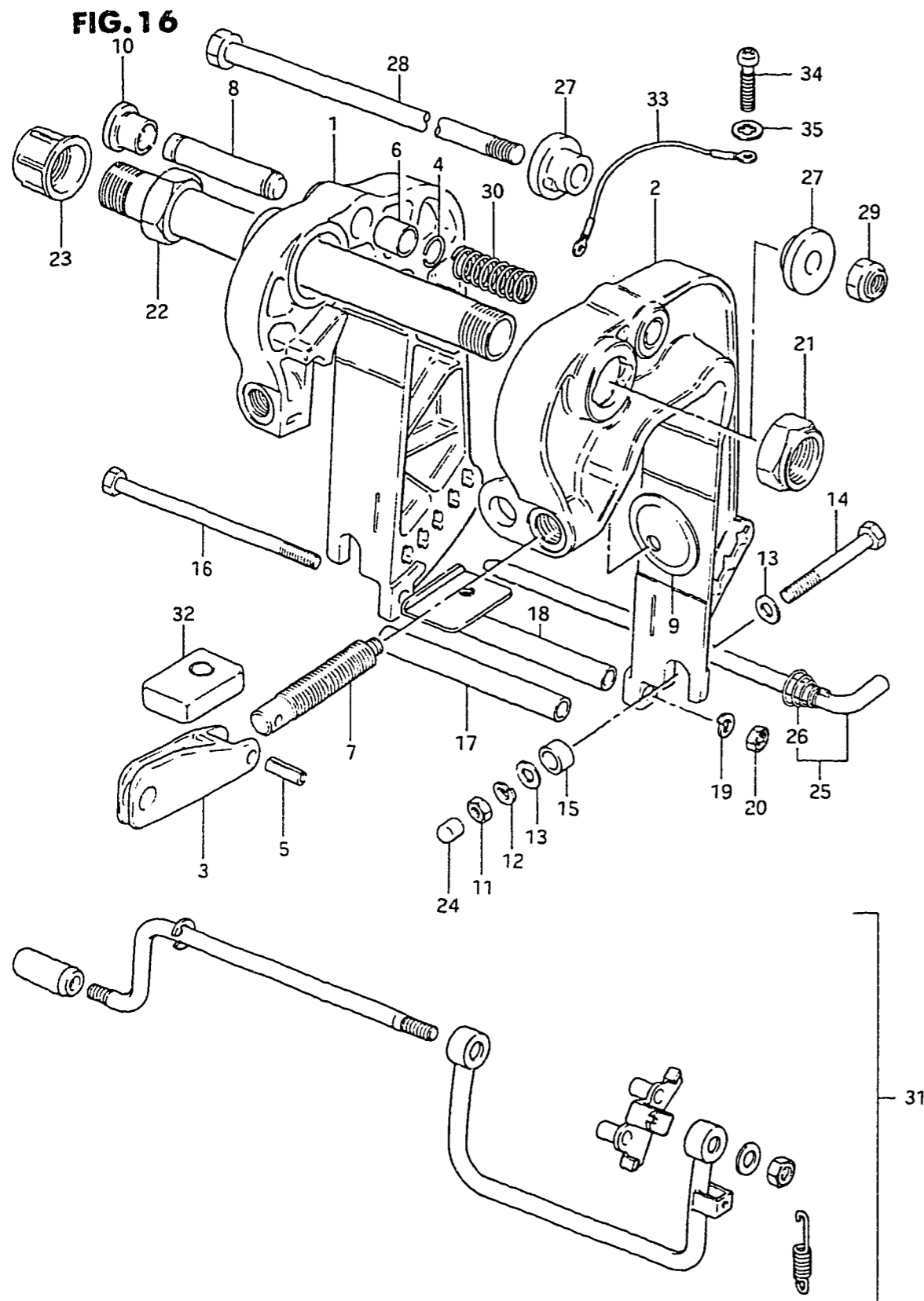
FIG. 15

FIG.15 (C-10) ELECTRICAL (ELECTRIC STARTER)



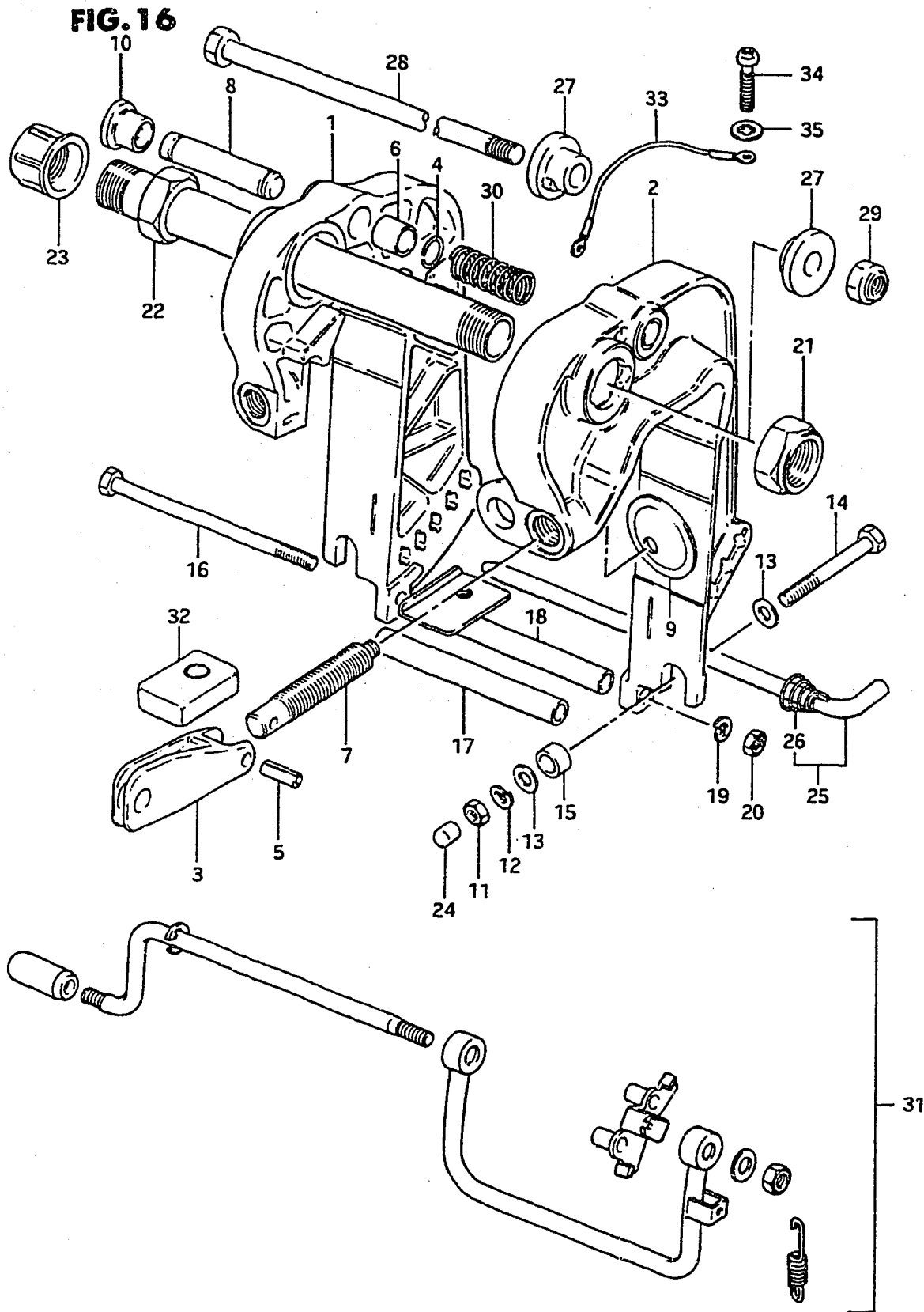
| REF.NO. | PART NO.    | DESCRIPTION              | Q'TY | REMARKS                            |
|---------|-------------|--------------------------|------|------------------------------------|
| 1-1     | 37160-96300 | SWITCH, start            | 1    | OPT, ~304563                       |
| 1-2     | 37160-96310 | SWITCH, start            | 1    | OPT, 304564v                       |
| 2       | 37142-94300 | WASHER, ignition switch  | 2    | OPT                                |
| 3-1     | 37721-96351 | SWITCH, neutral          | 1    | model QD                           |
| 3-2     | 37721-96352 | SWITCH, neutral          | 1    | model VE                           |
| 3-3     | 37721-96354 | SWITCH, neutral          | 1    | model VF                           |
| 4       | 37725-95300 | ACTUATOR, neutral switch | 1    |                                    |
| 5       | 37726-96301 | BRACKET, neutral switch  | 1    |                                    |
| 6       | 09100-05104 | BOLT                     | 1    |                                    |
| 7       | 09140-05001 | NUT                      | 1    |                                    |
| 8       | 38600-96301 | SOLENOID, choke          | 1    | OPT-FOR USE WITH<br>REMOTE CONTROL |
| 9       | 09100-05004 | BOLT (5x12)              | 2    | OPT-FOR USE WITH<br>REMOTE CONTROL |
| 10      | 09160-05010 | WASHER (5.5x10x0.8)      | 2    | OPT-FOR USE WITH<br>REMOTE CONTROL |
| 11      | 09162-05002 | LOCK WASHER              | 2    | OPT-FOR USE WITH<br>REMOTE CONTROL |

FIG.16 (D- 2) CLAMP BRACKET



| REF.NO. | PART NO.        | DESCRIPTION           | Q'TY | REMARKS     |
|---------|-----------------|-----------------------|------|-------------|
| 1-1     | 41110-96304-02M | BRACKET, clamp RH     | 1    | model QD    |
| 1-2     | 41110-96305-02M | BRACKET, clamp RH     | 1    | model VE/VF |
| 2-1     | 41120-96320-02M | BRACKET, clamp LH     | 1    | model QD    |
| 2-2     | 41120-96321-02M | BRACKET, clamp LH     | 1    | model VE    |
| 2-3     | 41120-96340-02M | BRACKET, clamp LH     | 1    | model VF    |
| 3       | 41212-93000-02M | HANDLE, clamp         | 2    |             |
| 4-1     | 09380-11007     | SNAP RING             | 1    | model QD    |
| 4-2     | 09380-12002     | SNAP RING             | 1    | model VE/VF |
| 5-1     | 09205-06007     | SPRING PIN            | 2    | model QD/VE |
| 5-2     | 09205-06012     | SPRING PIN            | 2    | model VF    |
| 6       | 09303-14002     | BUSH                  | 1    |             |
| 7-1     | 41211-93002     | SCREW, clamp (L:78)   | 2    | OPT         |
| 7-2     | 41211-93702     | SCREW, clamp (L:90)   | 2    |             |
| 7-3     | 41211-93712     | SCREW, clamp (L:68)   | 2    | OPT         |
| 8-1     | 41222-96301     | PIN, tilt stopper     | 1    | model QD    |
| 8-2     | 41222-96310     | PIN, tilt stopper     | 1    | model VE/VF |
| 9-1     | 41213-93002     | PLATE, clamp (OD:42)  | 2    |             |
| 9-2     | 41213-98100     | PLATE, clamp (OD:35)  | 2    |             |
| 10      | 41221-96300     | KNOB, tilt stopper    | 1    |             |
| 11-1    | 09140-08003     | NUT                   | 2    | model QD    |
| 11-2    | 09140-08016     | NUT                   | 2    | model VE/VF |
| 12      | 09162-08007     | LOCK WASHER           | 2    |             |
| 13-1    | 09160-08014     | WASHER (8.5x23x1.5)   | 4    | model QD    |
| 13-2    | 09160-08081     | WASHER (8.5x23x1.5)   | 4    | model VE/VF |
| 14-1    | 09100-08199     | BOLT (8x90)           | 2    | model QD    |
| 14-2    | 09100-08239     | BOLT (8x90)           | 2    | model VE/VF |
| 15      | 09180-09016     | SPACER (9.2x13.8x9.5) | 2    |             |
| 16      | 09100-08196     | BOLT (8x152)          | 1    |             |
| 17      | 09180-09015     | SPACER (9.2x13.8x116) | 1    |             |
| 18      | 41310-96300     | ROD                   | 1    | 507355~     |

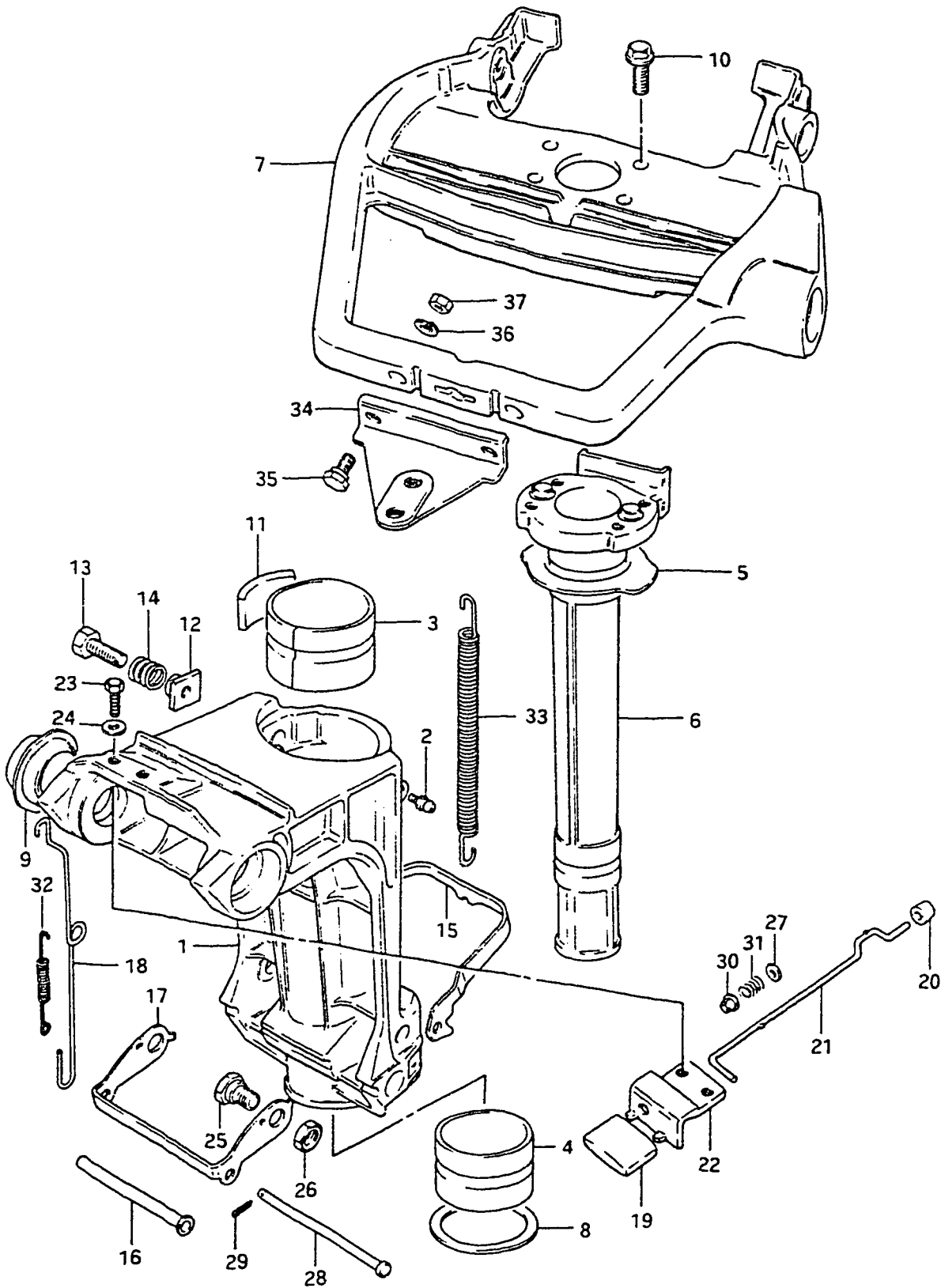
FIG.16 (D- 3) CLAMP BRACKET



| REF.NO. | PART NO.    | DESCRIPTION                  | Q'TY | REMARKS          |
|---------|-------------|------------------------------|------|------------------|
| 19      | 09162-08007 | LOCK WASHER                  | 1    |                  |
| 20-1    | 09140-08003 | NUT                          | 1    | model QD         |
| 20-2    | 09140-08016 | NUT                          | 1    | model VE/VF      |
| 21-1    | 09159-22002 | NUT                          | 1    | model QD         |
| 21-2    | 09159-22004 | NUT                          | 1    | model VE/VF      |
| 22-1    | 41130-96310 | SHAFT, clamp bracket (L:270) | 1    |                  |
| 22-2    | 41130-96330 | SHAFT, clamp bracket (L:282) | 1    |                  |
| 23      | 41151-94500 | CAP, shaft                   | 2    |                  |
| 24      | 41153-96300 | CAP, bolt                    | 2    |                  |
| 25      | 45420-96310 | PIN, tilt lock               | 1    |                  |
| 26      | 09441-17001 | .SPRING                      | 1    |                  |
| 27      | 41311-96300 | SPACER, clamp bracket        | 2    |                  |
| 28      | 09100-10178 | BOLT                         | 1    |                  |
| 29      | 09159-10032 | NUT                          | 1    |                  |
| 30      | 09440-14016 | SPRING                       | 1    | model VE/VF      |
| 31      | 45700-96300 | SHALLOW DRIVE ASSY           | 1    | OPT:QD/VE STD:VF |
| 32      | 55320-95310 | ZINC SET, protection         | 1    |                  |
| 33      | 36894-95200 | LEAD                         | 1    |                  |
| 34      | 09125-05050 | SCREW                        | 2    |                  |
| 35      | 09161-05013 | WASHER                       | 2    |                  |



FIG. 17



DT25 VF E3

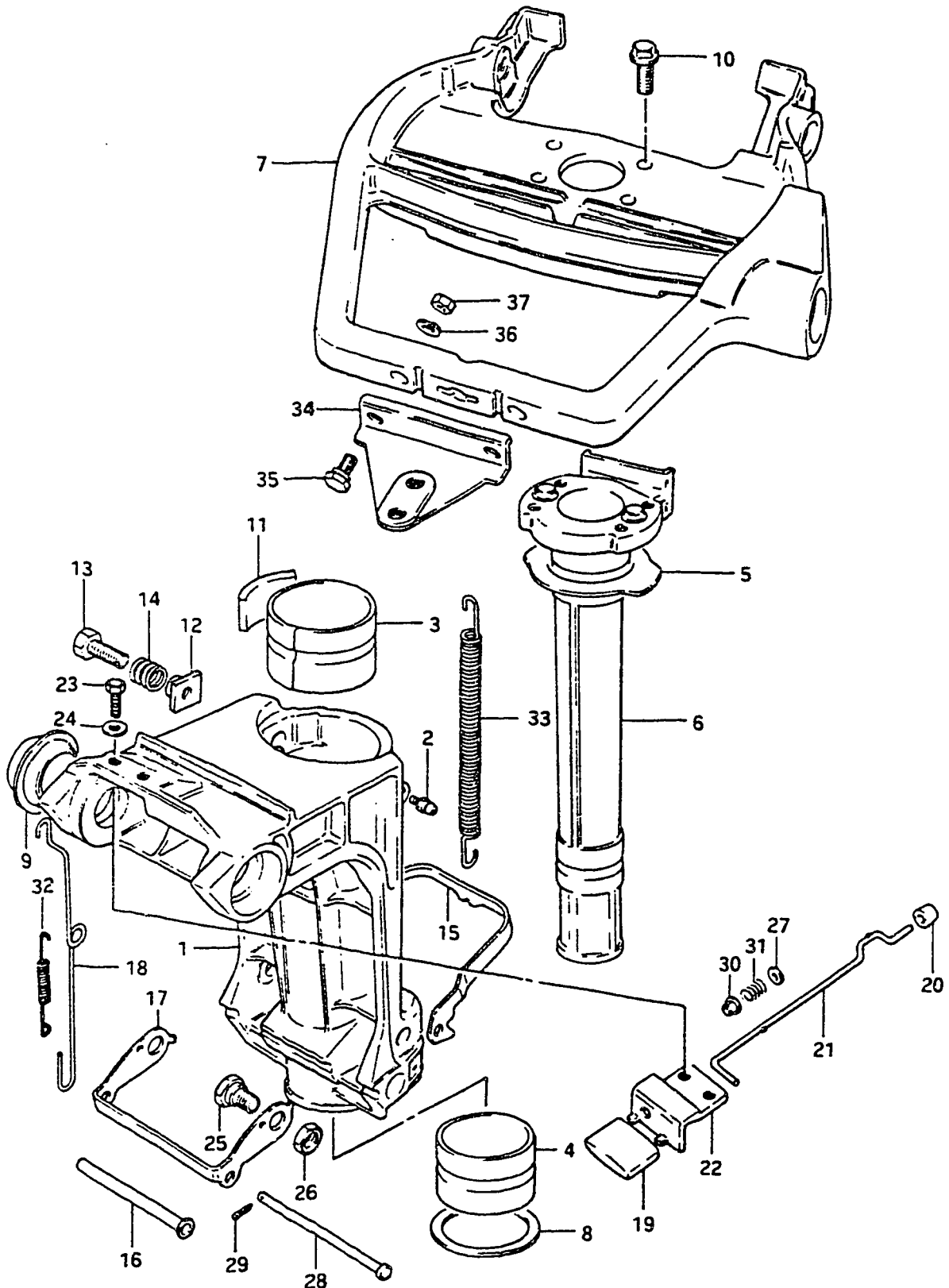
Revised 12/7/84

FIG.17 (D- 4) SWIVEL BRACKET

| REF.NO. | PART NO.        | DESCRIPTION            | Q'TY | REMARKS       |
|---------|-----------------|------------------------|------|---------------|
| 1-1     | 43111-96302-02M | BRACKET, swivel        | 1    | ~407354       |
| 1-2     | 43111-96310-02M | BRACKET, swivel        | 1    | 407355~       |
| 2-1     | 22511-99000     | NIPPLE, clutch body    | 2    | ~507877       |
| 2-2     | 22511-99001     | NIPPLE, clutch body    | 2    | 507878~       |
| 3       | 43711-96301     | BUSH, steering upper   | 1    |               |
| 4       | 43712-96301     | BUSH, steering under   | 1    |               |
| 5       | 43721-96301     | PLATE, upper bush      | 1    |               |
| 6-1     | 43741-96300-02M | SHAFT, pilot           | 1    | model QD      |
| 6-2     | 43741-96302-02M | SHAFT, pilot           | 1    | model VE/VF   |
| 7       | 43751-96303-02M | BRACKET, steering      | 1    |               |
| 8       | 09160-40005     | WASHER (40x58x2)       | 1    |               |
| 9       | 09306-22004     | BUSH                   | 2    |               |
| 10-1    | 01527-08208     | BOLT                   | 4    | model QD      |
| 10-2    | 09103-08123     | BOLT                   | 4    | model VE/VF   |
| 11-1    | 43410-93000     | ADJUSTER, steering     | 1    | model QD      |
| 11-2    | 43411-96300     | ADJUSTER, steering     | 1    | model VE/VF   |
| 12      | 43421-96301     | BUSH                   | 1    |               |
| 13      | 09119-08044     | BOLT                   | 1    |               |
| 14      | 09440-13021     | SPRING                 | 1    |               |
| 15-1    | 45231-96301     | ARM, reverse lock      | 1    | ~304553       |
| 15-2    | 45231-96302     | ARM, reverse lock      | 1    | 304554~405831 |
| 15-3    | 45231-96303     | ARM, reverse lock      | 1    | 405832~       |
| 16-1    | 45246-96300     | SPACER                 | 1    | ~405735       |
| 16-2    | 45246-96301     | SPACER                 | 1    | 405736~       |
| 17-1    | 45241-96302     | LINK, reverse lock arm | 1    | ~304570       |
| 17-2    | 45241-96303     | LINK, reverse lock arm | 1    | 304571~       |
| 18      | 45252-96302     | LINK, release lever    | 1    |               |
| 19      | 45255-96300     | KNOB, release lever    | 1    |               |
| 20      | 45257-96300     | BUSH, release lever    | 1    |               |

DT25 VF E3

FIG.17



24

FIG.17 (D- 5) SWIVEL BRACKET

| REF.NO. | PART NO.        | DESCRIPTION                  | Q'TY | REMARKS     |
|---------|-----------------|------------------------------|------|-------------|
| 21      | 45260-96300     | LEVER, release               | 1    |             |
| 22      | 45311-96301-02M | BRACKET, release lever       | 1    |             |
| 23-1    | 09100-05004     | BOLT (5x12)                  | 2    | model QD    |
| 23-2    | 09100-05011     | BOLT (5x12)                  | 2    | model VE/VF |
| 24      | 09160-05010     | WASHER                       | 2    |             |
| 25-1    | 09111-10025     | BOLT                         | 2    | model QD    |
| 25-2    | 09111-10034     | BOLT                         | 2    | model VE/VF |
| 26-1    | 09140-10017     | NUT                          | 2    |             |
| 26-2    | 09140-10032     | NUT                          | 2    |             |
| 27      | 09160-04012     | WASHER (4.2x10x1)            | 1    |             |
| 28      | 09200-05011     | PIN                          | 1    |             |
| 29      | 09204-01001     | COTTER PIN                   | 1    |             |
| 30      | 09319-04001     | BUSH                         | 1    |             |
| 31      | 09440-04021     | SPRING                       | 1    |             |
| 32      | 09443-05013     | SPRING                       | 1    |             |
| 33      | 09443-09016     | SPRING                       | 1    |             |
| 34      | 43755-96300     | ATTACHMENT, steering bracket | 1    | OPT         |
| 35      | 09100-08163     | BOLT (8x35)                  | 2    | OPT         |
| 36      | 09162-08007     | LOCK WASHER                  | 2    | OPT         |
| 37      | 09140-08003     | NUT                          | 2    | OPT         |

DT25 VF E3

DT25 VF E3

Revised 12/7/84

Revised 12/7/84

D5

FIG.18

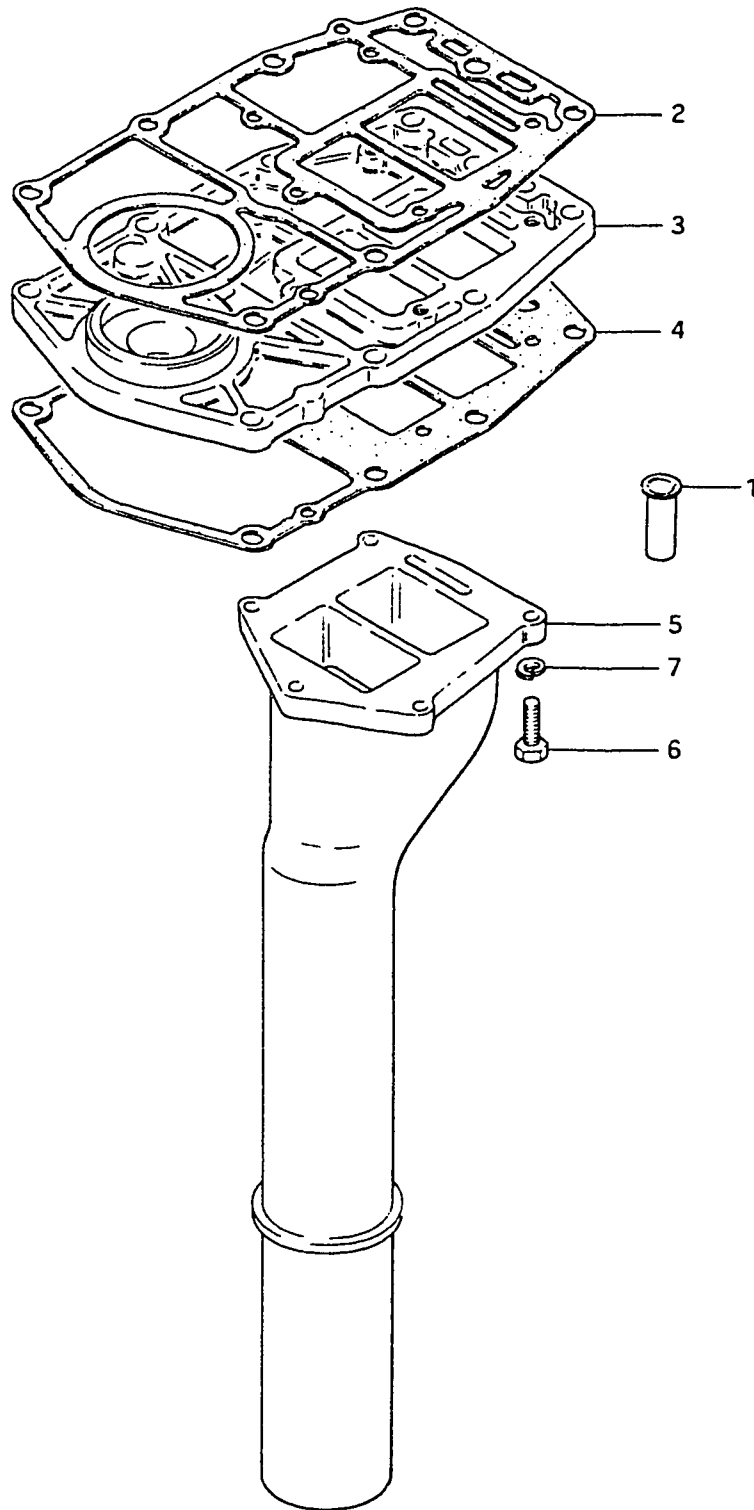


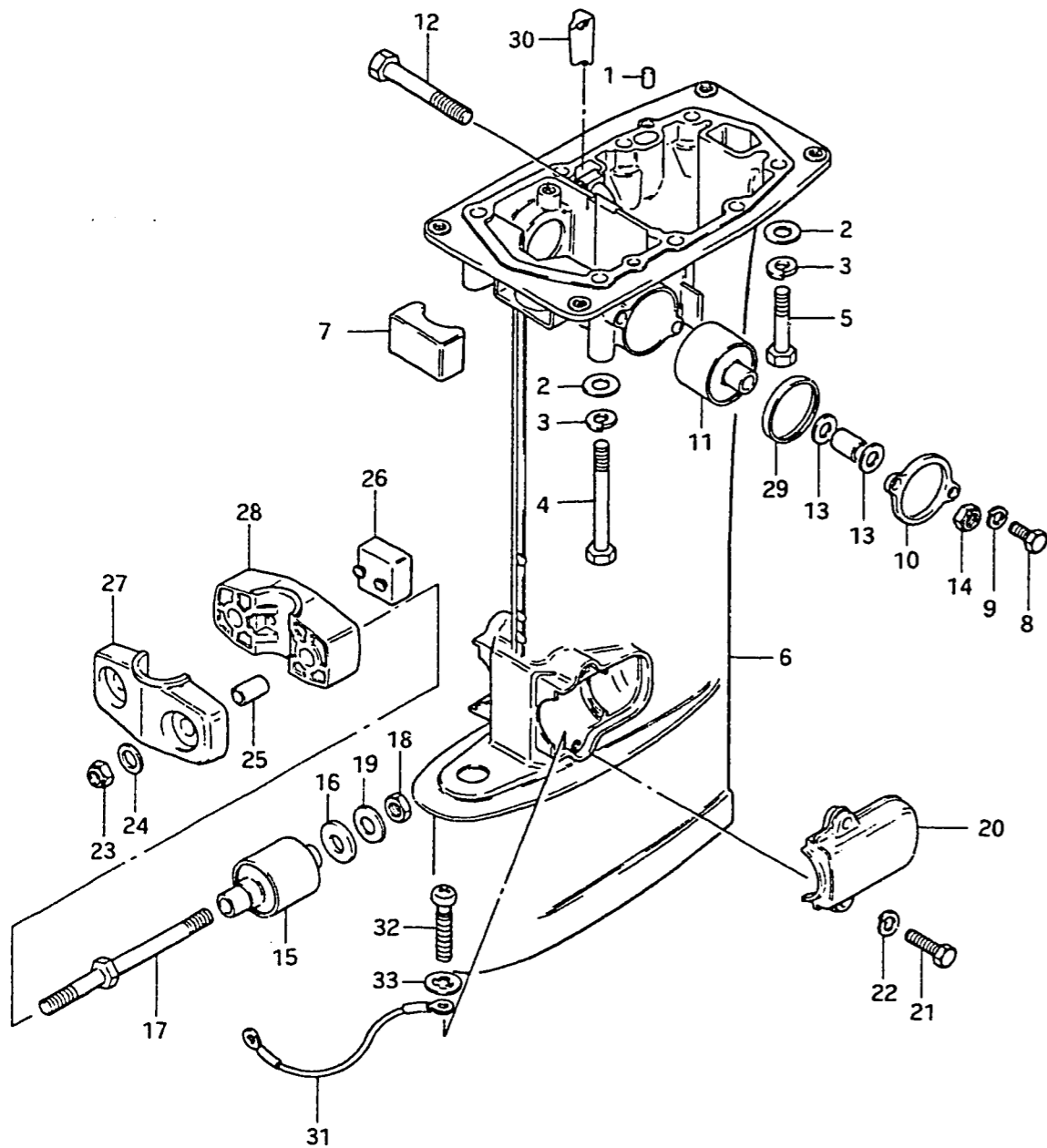
FIG.18 (D- 6) EXHAUST TUBE

| REF.NO. | PART NO.    | DESCRIPTION                    | Q'TY | REMARKS        |
|---------|-------------|--------------------------------|------|----------------|
| 1       | 11435-96300 | PIPE, exhaust release          | 1    |                |
| 2       | 11433-96302 | GASKET, lower oil seal housing | 1    |                |
| 3-1     | 11431-96303 | HOUSING, under oil seal        | 1    | ~305315        |
| 3-2     | 11431-96304 | HOUSING, under oil seal        | 1    | 405316~508086  |
| 3-3     | 11431-96305 | HOUSING, under oil seal        | 1    | 508086~        |
| 3-4     | 11431-96310 | HOUSING, under oil seal        | 1    | model VF       |
| 4-1     | 52113-96302 | GASKET, drive shaft housing    | 1    | ~305315        |
| 4-2     | 52113-96303 | GASKET, drive shaft housing    | 1    | 405316~508085  |
| 4-3     | 52113-96304 | GASKET, drive shaft housing    | 1    | 508086~        |
| 5-1     | 14211-96301 | TUBE, exhaust                  | 1    | L TYPE,~405415 |
| 5-2     | 14211-96302 | TUBE, exhaust                  | 1    | L TYPE,405416~ |
| 5-3     | 14211-96310 | TUBE, exhaust                  | 1    | S TYPE,~405415 |
| 5-4     | 14211-96311 | TUBE, exhaust                  | 1    | S TYPE,405416~ |
| 6-1     | 09100-06022 | BOLT (6x35)                    | 5    | model QD/VE    |
| 6-2     | 09100-06117 | BOLT (6x35)                    | 5    | model VF       |
| 7       | 09162-06006 | LOCK WASHER                    | 5    |                |

AWD

FIG.19

FIG.19 (D- 7) DRIVESHAFT HOUSING



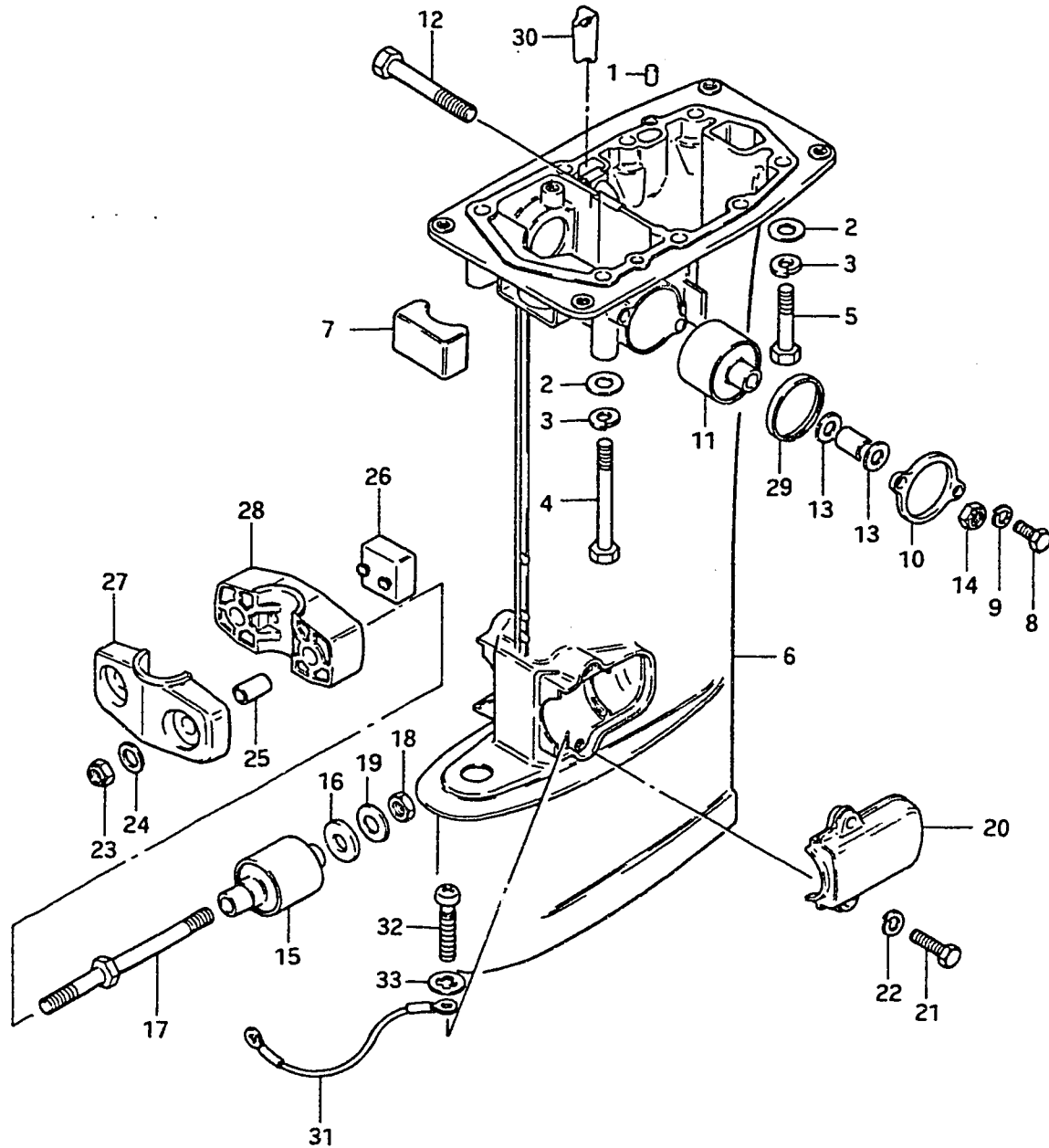
Q'TY

REMARKS

| REF.NO. | PART NO.        | DESCRIPTION                    | Q'TY | REMARKS              |
|---------|-----------------|--------------------------------|------|----------------------|
| 1       | 09202-06015     | PIN                            | 2    |                      |
| 2       | 09160-08015     | WASHER                         | 8    |                      |
| 3       | 09162-08007     | LOCK WASHER                    | 8    |                      |
| 4       | 09100-08203     | BOLT (8x85)                    | 4    |                      |
| 5       | 09100-08204     | BOLT (8x50)                    | 4    |                      |
| 6-1     | 52111-96311-02M | HOUSING, drive shaft           | 1    | S TYPE,~405315       |
| 6-2     | 52111-96312-02M | HOUSING, drive shaft           | 1    | S TYPE,405316~405735 |
| 6-3     | 52111-96313-02M | HOUSING, drive shaft           | 1    | S TYPE,405736~407354 |
| 6-4     | 52111-96320-02M | HOUSING, drive shaft           | 1    | S TYPE,507355~       |
| 6-5     | 52111-96301-02M | HOUSING, drive shaft           | 1    | L TYPE,~405415       |
| 6-6     | 52111-96302-02M | HOUSING, drive shaft           | 1    | L TYPE,405416~405762 |
| 6-7     | 52111-96303-02M | HOUSING, drive shaft           | 1    | L TYPE,405763~407354 |
| 6-8     | 52111-96330-02M | HOUSING, drive shaft           | 1    | L TYPE,507355~       |
| 7       | 54121-96300     | MOUNTING, upper thrust reverse | 1    |                      |
| 8       | 09100-06102     | BOLT                           | 4    |                      |
| 9       | 09162-06006     | LOCK WASHER                    | 4    |                      |
| 10      | 54137-96301-02M | COVER, upper mounting          | 2    |                      |
| 11      | 54130-96300     | MOUNTING, upper                | 2    |                      |
| 12      | 09100-10176     | BOLT (10x75)                   | 2    |                      |
| *13-1   | 09160-10040     | WASHER (10.5x19x2)             | 4    | model QD             |
| 13-2    | 09160-10082     | WASHER (10.5x19x2)             | 4    | model VE/VF          |
| 14-1    | 09159-10032     | NUT                            | 2    | model QD/VE          |
| 14-2    | 09159-10050     | NUT                            | 2    | model VF             |
| 15      | 54160-96300     | MOUNTING, lower                | 2    |                      |
| 16      | 54165-96300     | DAMPER, reverse stopper        | 2    |                      |
| 17      | 54166-96301     | BOLT, lower mounting           | 2    |                      |
| 18-1    | 09140-10017     | NUT                            | 2    | model QD/VE          |
| 18-2    | 09140-10032     | NUT                            | 2    | model VF             |
| 19-1    | 09160-10050     | WASHER (10.5x30x3.2)           | 2    | model QD/VE          |
| 19-2    | 09160-10083     | WASHER (10.5x30x3.2)           | 2    | model VF             |
| 20      | 54221-96301-02M | COVER, lower mounting          | 2    |                      |
| 21      | 09100-06104     | BOLT                           | 4    |                      |
| 22      | 09162-06006     | LOCK WASHER                    | 4    |                      |

FIG.19

FIG.19 (D- 8) DRIVESHAFT HOUSING

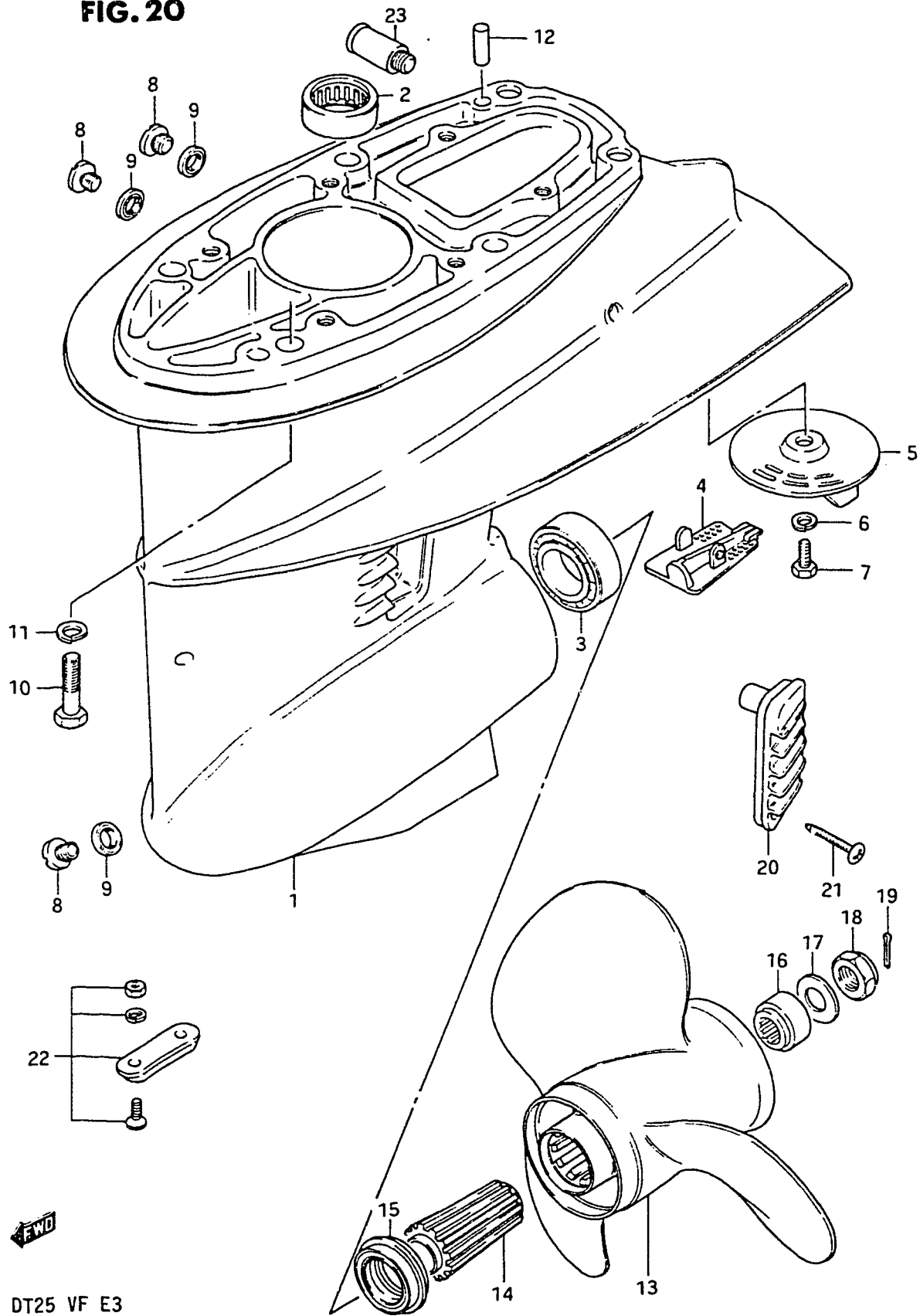


| REF.NO. | PART NO.        | DESCRIPTION                 | Q'TY | REMARKS     |
|---------|-----------------|-----------------------------|------|-------------|
| 23-1    | 09159-10032     | NUT                         | 2    | model QD/VE |
| 23-2    | 09159-10050     | NUT                         | 2    | model VF    |
| 24-1    | 09160-10040     | WASHER (10.5x19x2)          | 2    | model QD    |
| 24-2    | 09160-10082     | WASHER (10.5x13.8x19)       | 2    | model VE/VF |
| 25      | 09180-10075     | SPACER (10.1x13.8x19)       | 2    |             |
| 26      | 54151-96300     | MOUNTING, lower thrust      | 1    |             |
| 27-1    | 54211-96302-02M | BRACKET, lower mount foward | 1    | ~507359     |
| 27-2    | 54211-96310-02M | BRACKET, lower mount foward | 1    | 507360~     |
| 28      | 54212-96302-02M | BRACKET, lower mount aft    | 1    |             |
| 29      | 54138-96300     | SLEEVE, upper mounting      | 2    |             |
| 30      | 17568-96300     | PLUG                        | 1    |             |
| 31      | 36894-95200     | LEAD                        | 1    | model VF    |
| 32      | 09125-05050     | SCREW                       | 2    | model VF    |
| 33      | 09161-05013     | WASHER                      | 2    | model VF    |

← FWD

FIG. 20

FIG. 20 (D- 9) GEAR CASE



| REF.NO. | PART NO.        | DESCRIPTION                 | Q'TY | REMARKS           |
|---------|-----------------|-----------------------------|------|-------------------|
| 1-1     | 55100-96300-02M | CASE ASSY, gear             | 1    | model QD/VE       |
| 1-2     | 55100-96301-02M | CASE ASSY, gear             | 1    | model VF          |
| 2       | 09263-20046     | .BEARING (20.63x26.98x25.4) | 1    |                   |
| 3       | 09265-25015     | .BEARING                    | 1    |                   |
| 4       | 55114-96301     | .COVER, gear case           | 1    |                   |
| 5-1     | 55125-96301     | TRIM TAB                    | 1    | model QD          |
| 5-2     | 55125-96302     | TRIM TAB                    | 1    | model VE/VF       |
| 6       | 09162-08007     | LOCK WASHER                 | 1    |                   |
| 7-1     | 09100-08139     | BOLT (8x20)                 | 1    | model QD          |
| 7-2     | 09100-08215     | BOLT (8x20)                 | 1    | model VE/VF       |
| 8-1     | 09248-10004     | PLUG                        | 3    | model QD          |
| 8-2     | 09248-10005     | PLUG                        | 3    | model VE/VF       |
| 9       | 09168-10022     | GASKET (10x17x1.5)          | 3    |                   |
| 10      | 09100-08224     | BOLT (8x35)                 | 6    |                   |
| 11      | 09162-08007     | LOCK WASHER                 | 6    |                   |
| 12      | 09202-06015     | PIN                         | 2    |                   |
| 13-1    | 58110-96300-01T | PROPELLER (3x10-1/4x9)      | 1    | P900              |
| 13-2    | 58110-96310-01T | PROPELLER (3x10-1/4x10)     | 1    | P1000             |
| 13-3    | 58110-96320-01T | PROPELLER (3x10-1/4x11)     | 1    | P1100             |
| 13-4    | 58110-96330-01T | PROPELLER (3x10-1/4x12)     | 1    | P1200, L TYPE:STD |
| 13-5    | 58110-96340-01T | PROPELLER (3x10-1/4x13)     | 1    | P1300, S TYPE:STD |
| 13-6    | 58110-96350-01T | PROPELLER (3x10-1/4x14)     | 1    | P1400             |
| 13-7    | 58110-96360-01T | PROPELLER (3x10-1/4x15)     | 1    | P1500             |
| 14-1    | 58120-96312     | BUSH                        | 1    | ~405831           |
| 14-2    | 58120-96313     | BUSH                        | 1    | 405832~           |
| 15      | 57632-96312     | STOPPER, propeller bush     | 1    |                   |
| 16      | 57633-96300     | SPACER                      | 1    |                   |
| 17      | 09160-14028     | WASHER (14.5x30x2.5)        | 1    |                   |
| 18      | 09159-14011     | NUT                         | 1    |                   |
| 19-1    | 09204-03001     | COTTER PIN                  | 1    | model QD/VE       |
| 19-2    | 09204-03004     | COTTER PIN                  | 1    | model VF          |
| 20      | 17631-96301     | FILTER, water               | 2    |                   |
| 21      | 03142-04259     | TAPPING SCREW               | 2    |                   |
| 22      | 55300-95500     | ZINC ASSY, protection       | 1    | OPT               |
| 23      | 55181-95200     | ATTACHMENT, flush hose      | 1    | OPT               |

FIG. 21

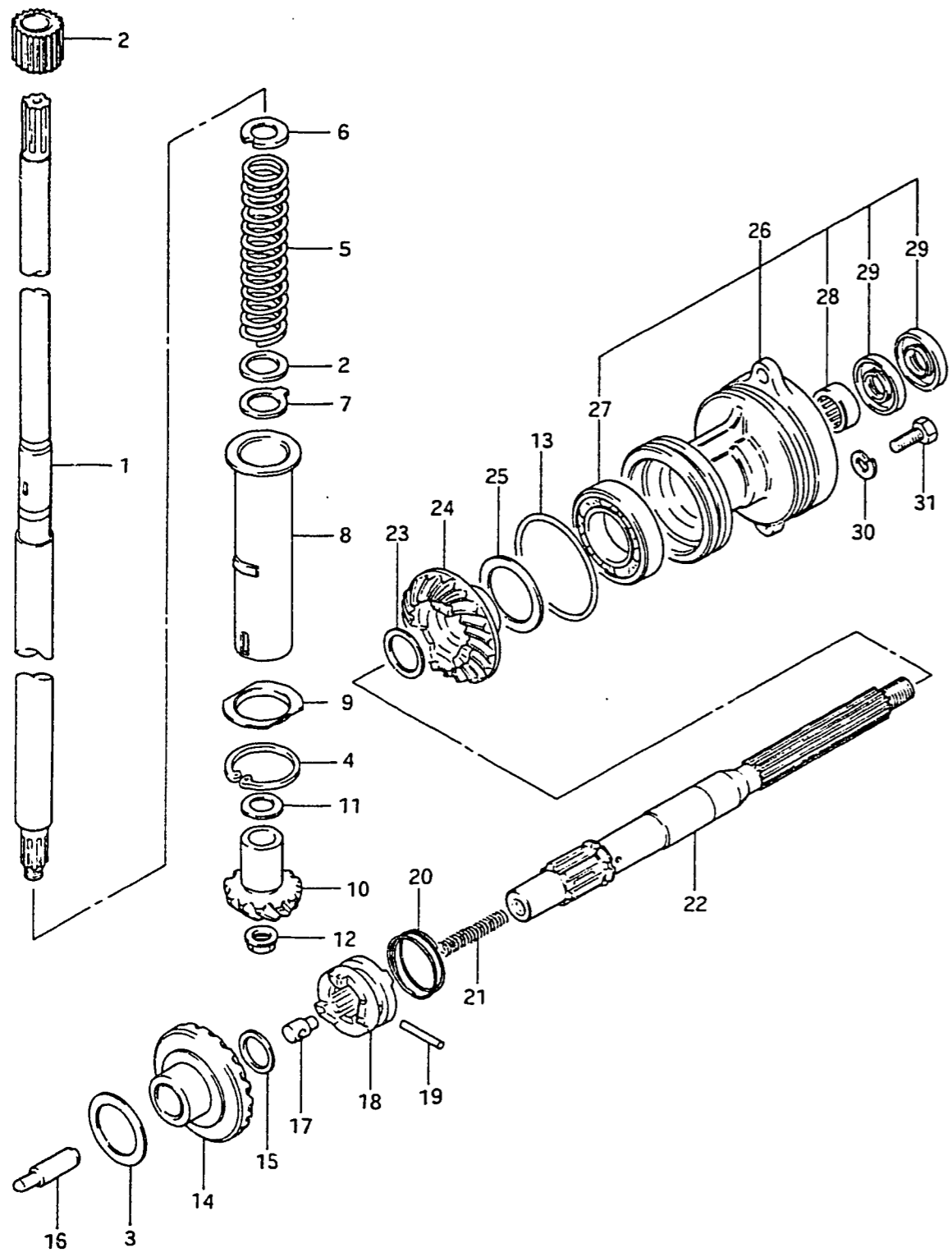


FIG. 21 (D-10) TRANSMISSION

| REF.NO. | PART NO.    | DESCRIPTION            | Q'TY | REMARKS     |
|---------|-------------|------------------------|------|-------------|
| 1-1     | 57110-96311 | SHAFT, drive           | 1    | S TYPE      |
| 1-2     | 57110-96301 | SHAFT, drive           | 1    | L TYPE      |
| 2       | 08211-20253 | THRUST WASHER          | 1    |             |
| 3-1     | 08221-25366 | WASHER (T:0.8)         | 1    |             |
| 3-2     | 09181-25022 | WASHER (T:0.9)         | 1    |             |
| 3-3     | 08211-25401 | WASHER (T:1.0)         | 0~1  |             |
| 3-4     | 09160-25032 | WASHER (T:1.1)         | 0~1  |             |
| 3-5     | 09160-25033 | WASHER (T:1.2)         | 0~1  |             |
| 3-6     | 09160-25034 | WASHER (T:1.3)         | 0~1  |             |
| 3-7     | 09160-25035 | WASHER (T:1.4)         | 0~1  |             |
| 3-8     | 08211-25402 | WASHER (T:1.5)         | 0~1  |             |
| 4       | 08331-21409 | CIRCLIP                | 1    |             |
| 5-1     | 09440-24006 | SPRING                 | 1    | ~407106     |
| 5-2     | 09440-25002 | SPRING                 | 1    | 407107~     |
| 6       | 09166-17005 | WASHER                 | 1    |             |
| 7       | 09167-20021 | WASHER                 | 1    |             |
| 8-1     | 57133-96301 | SPACER, preload spring | 1    | ~301113     |
| 8-2     | 57133-96302 | SPACER, preload spring | 1    | 301114~     |
| 9-1     | 57134-96300 | BARRIER                | 1    | ~301113     |
| 9-2     | 57134-96301 | BARRIER                | 1    | 301114~     |
| 10      | 57311-96310 | PINION                 | 1    |             |
| 11-1    | 09160-15030 | WASHER (T:1.7)         | 0~1  |             |
| 11-2    | 09160-15031 | WASHER (T:1.8)         | 0~1  |             |
| 11-3    | 09160-15032 | WASHER (T:1.9)         | 0~1  |             |
| 11-4    | 08211-15203 | WASHER (T:2.0)         | 0~1  |             |
| 11-5    | 09160-15033 | WASHER (T:2.1)         | 0~1  |             |
| 11-6    | 08211-15204 | WASHER (T:2.2)         | 0~1  |             |
| 12      | 09159-08046 | NUT                    | 1    |             |
| 13      | 09280-75002 | O RING                 | 1    |             |
| 14      | 57510-96310 | GEAR, foward           | 1    |             |
| 15      | 08211-16242 | WASHER (T:1.5)         | 1    |             |
| 16-1    | 57631-96300 | ROD, push              | 1    | model QD    |
| 16-2    | 57631-96301 | ROD, push              | 1    | model VE/VF |
| 17      | 09209-08016 | PIN                    | 1    |             |

FIG. 21

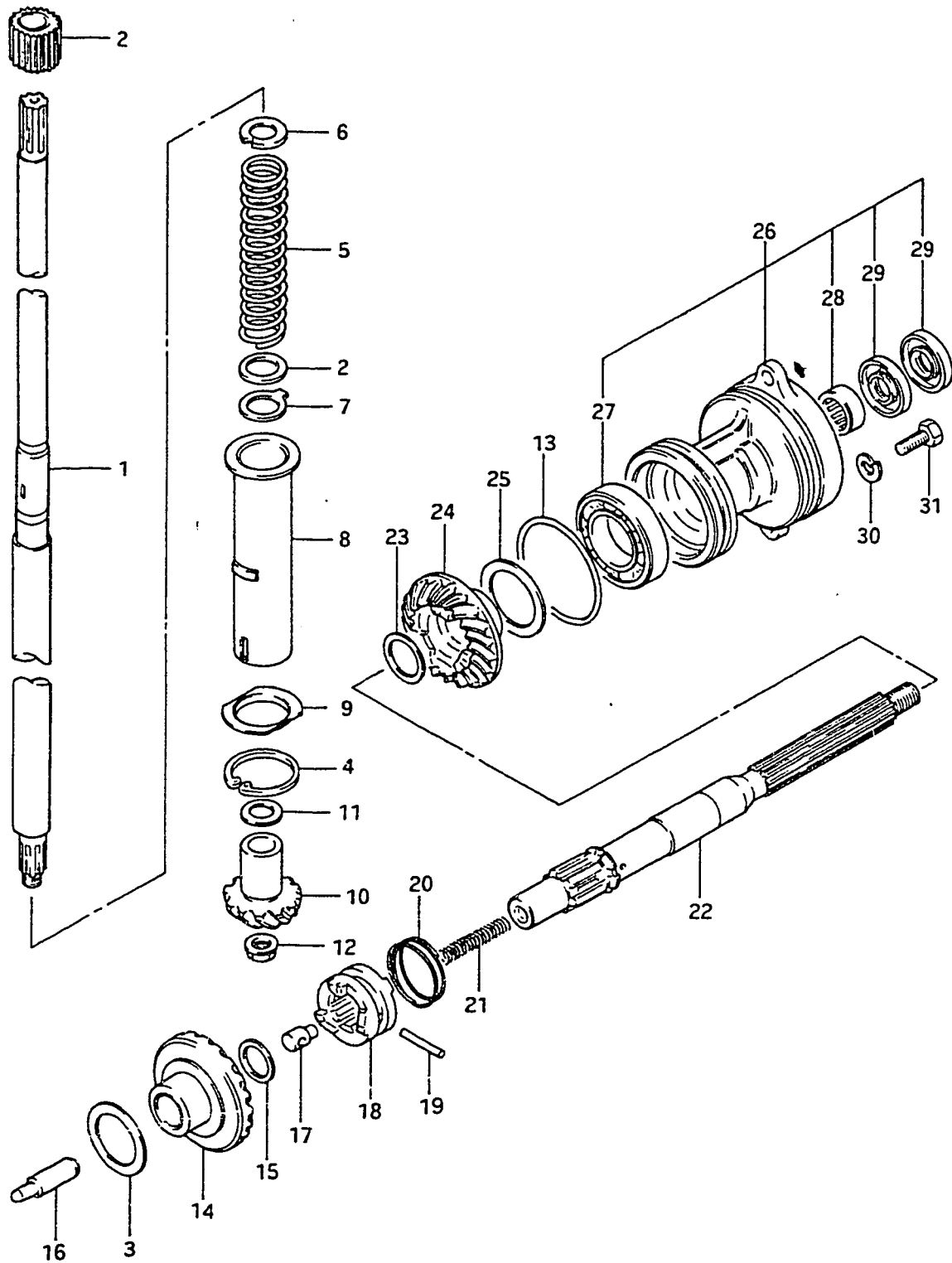


FIG. 21 (D-11) TRANSMISSION

| REF.NO. | PART NO.        | DESCRIPTION                  | Q'TY | REMARKS     |
|---------|-----------------|------------------------------|------|-------------|
| 18      | 57621-96300     | SHIFTER, clutch dog          | 1    |             |
| 19      | 09202-05021     | PIN                          | 1    |             |
| 20      | 09440-35004     | SPRING                       | 1    |             |
| 21      | 09440-07041     | SPRING                       | 1    |             |
| 22-1    | 57610-96302     | SHAFT, propeller             | 1    | model QD    |
| 22-2    | 57610-96303     | SHAFT, propeller             | 1    | model VE/VF |
| 23-1    | 08221-20256     | WASHER (T:0.8)               | 0~1  |             |
| 23-2    | 09160-20035     | WASHER (T:0.9)               | 0~1  |             |
| 23-3    | 08211-20251     | WASHER (T:1.0)               | 0~1  |             |
| 23-4    | 09160-20036     | WASHER (T:1.1)               | 0~1  |             |
| 23-5    | 09160-20037     | WASHER (T:1.2)               | 0~1  |             |
| 23-6    | 09160-20038     | WASHER (T:1.3)               | 0~1  |             |
| 24-1    | 57521-96310     | GEAR, reverse                | 1    | model QD/VE |
| 24-2    | 57521-96311     | GEAR, reverse                | 1    | model VF    |
| 25-1    | 08211-30401     | THRUST WASHER (T:1)          | 0~1  |             |
| 25-2    | 08221-30404     | THRUST WASHER (T:0.2)        | 0~2  |             |
| 25-3    | 08221-30405     | THRUST WASHER (T:0.5)        | 0~1  |             |
| 25-4    | 08221-30406     | THRUST WASHER (T:0.8)        | 0~1  |             |
| 26-1    | 56120-96300-02M | HOUSING, propeller shaft brg | 1    | model QD/VE |
| 26-2    | 56120-96301-02M | HOUSING, propeller shaft brg | 1    | model VF    |
| 27      | 08113-60060     | .BEARING                     | 1    |             |
| 28      | 09263-20047     | .BEARING (20x26x20)          | 1    |             |
| 29      | 09289-20009     | .OIL SEAL (20x34x6.5)        | 2    |             |
| 30      | 09162-06006     | LOCK WASHER                  | 2    |             |
| 31      | 09100-06103     | BOLT                         | 2    |             |



FIG. 22

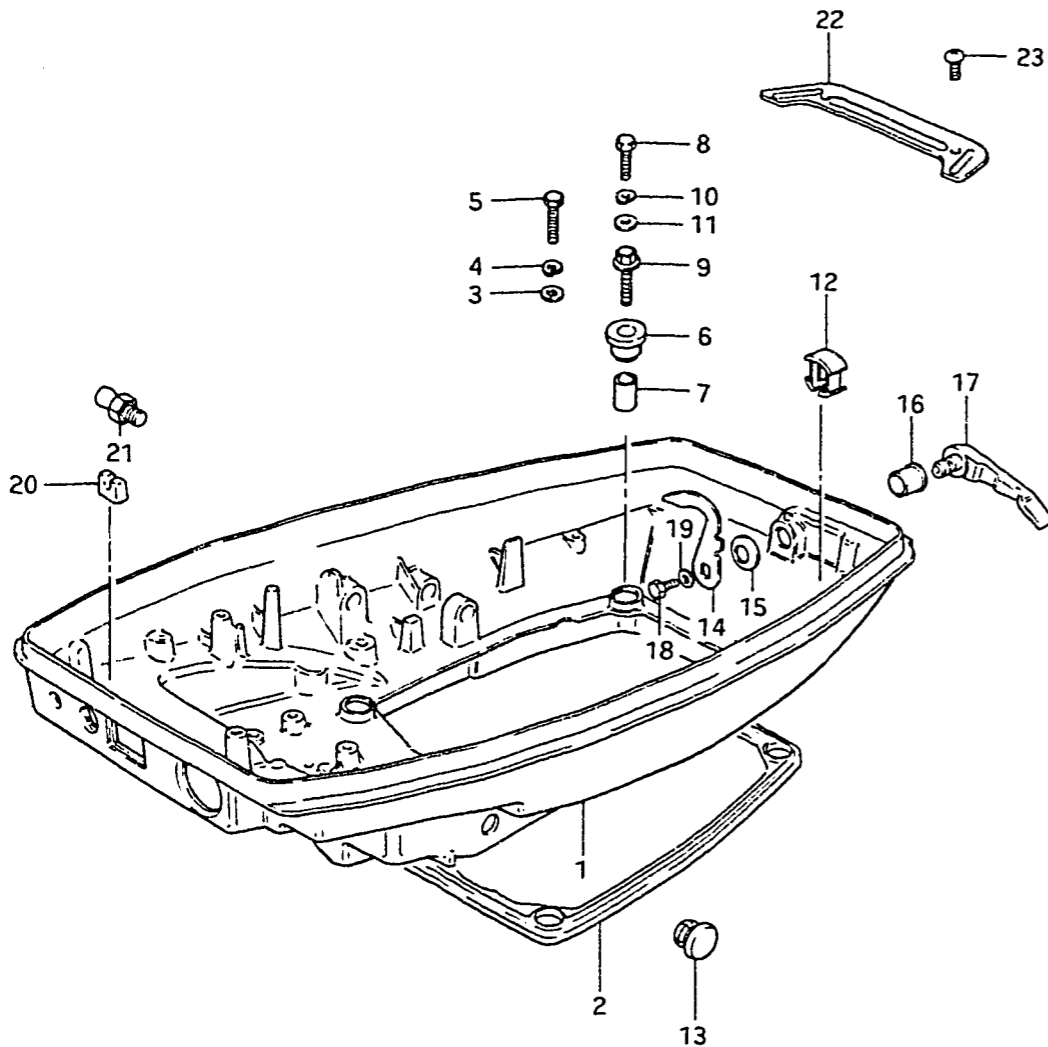
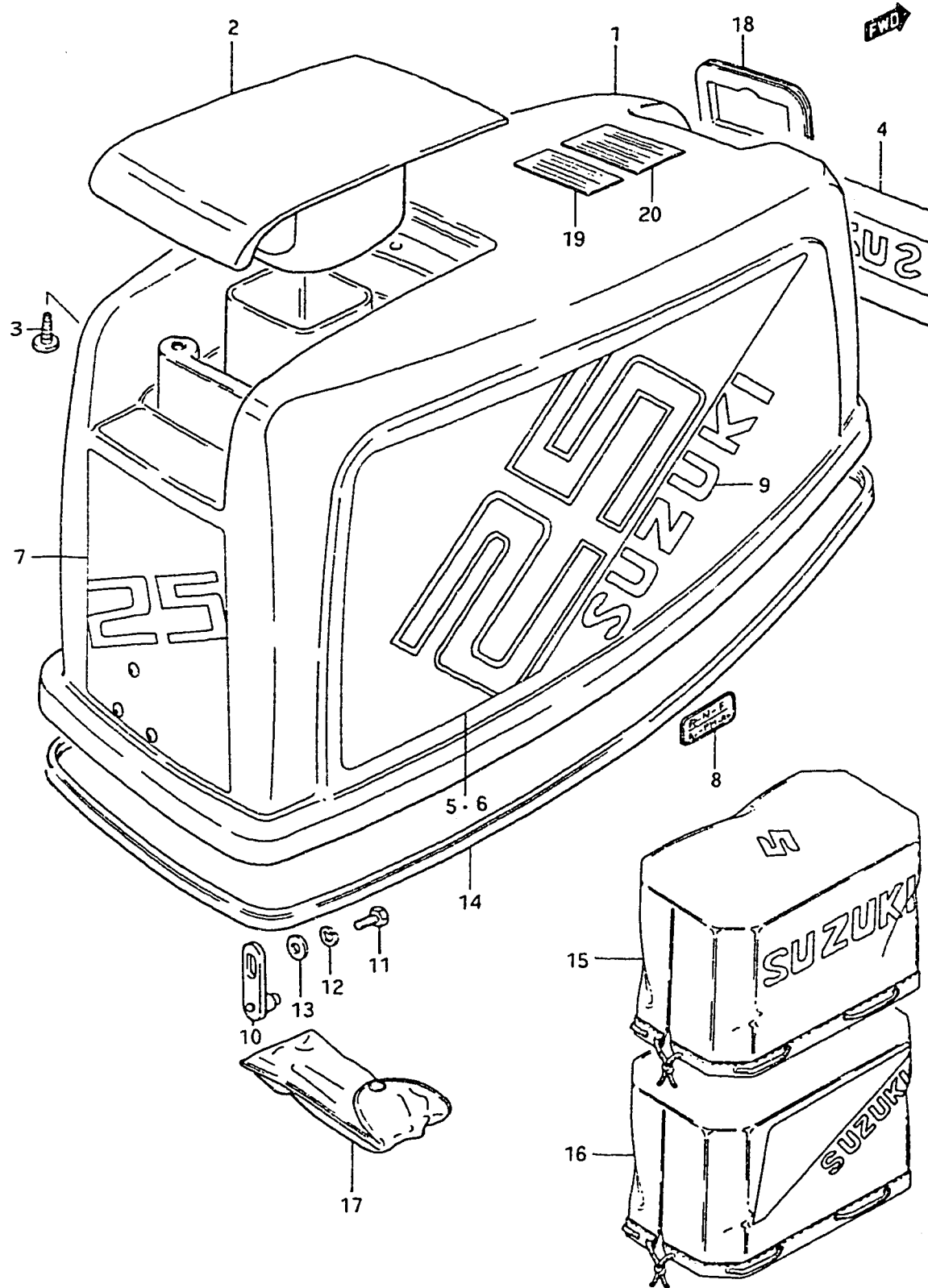


FIG. 22 (E- 2) UNDER COVER

| REF.NO. | PART NO.        | DESCRIPTION          | Q'TY | REMARKS       |
|---------|-----------------|----------------------|------|---------------|
| 1-1     | 61110-96302-02M | COVER, engine under  | 1    | ~405488       |
| 1-2     | 61110-96303-02M | COVER, engine under  | 1    | 405489~406012 |
| 1-3     | 61110-96304-02M | COVER, engine under  | 1    | 406013~       |
| 2       | 61113-96300     | SEAL, under cover    | 1    |               |
| 3       | 09160-06015     | WASHER (6.5x13x1)    | 4    |               |
| 4       | 09162-06006     | LOCK WASHER          | 4    |               |
| 5       | 09100-06122     | BOLT (6x20)          | 4    |               |
| 6-1     | 61150-96300     | CUSHION, under cover | 4    | model QD/VE   |
| 6-2     | 09320-10031     | CUSHION, under cover | 4    | model VF      |
| 7-1     | 09180-06006     | SPACER (6.8x10x11.5) | 4    | model QD/VE   |
| 7-2     | 09180-06112     | SPACER (6.8x10x11.5) | 4    | model VF      |
| 8       | 01107-06258     | BOLT                 | 4    | model QD/VE   |
| 9       | 09103-06094     | BOLT (6x25)          | 4    | model VF      |
| 10      | 08321-21068     | LOCK WASHER          | 4    |               |
| 11      | 09160-06012     | WASHER (6.5x22x1.6)  | 4    |               |
| 12      | 61139-96300     | CAP, drain           | 2    |               |
| 13      | 09250-08007     | CAP, cushion         | 2    |               |
| 14-1    | 61631-96300     | HOOK, under cover    | 1    | ~304553       |
| 14-2    | 61631-96301     | HOOK, under cover    | 1    | 304554~       |
| 15      | 09164-13005     | WASHER               | 1    |               |
| 16      | 09306-13002     | BUSH                 | 1    |               |
| 17      | 61633-96002-02M | LEVER, hock          | 1    |               |
| 18      | 01107-06108     | BOLT                 | 1    |               |
| 19      | 08322-21067     | WASHER               | 1    |               |
| 20      | 13625-94300     | CAP                  | 1    |               |
| 21-1    | 22511-99000     | NIPPLE, clutch notch | 1    | ~507877       |
| 21-2    | 22511-99001     | NIPPLE, clutch notch | 1    | 507878~       |
| 22      | 61138-96300     | COVER, water         | 1    | 406013~       |
| 23      | 02142-06127     | SCREW                | 2    | 406013~       |

FORWARD



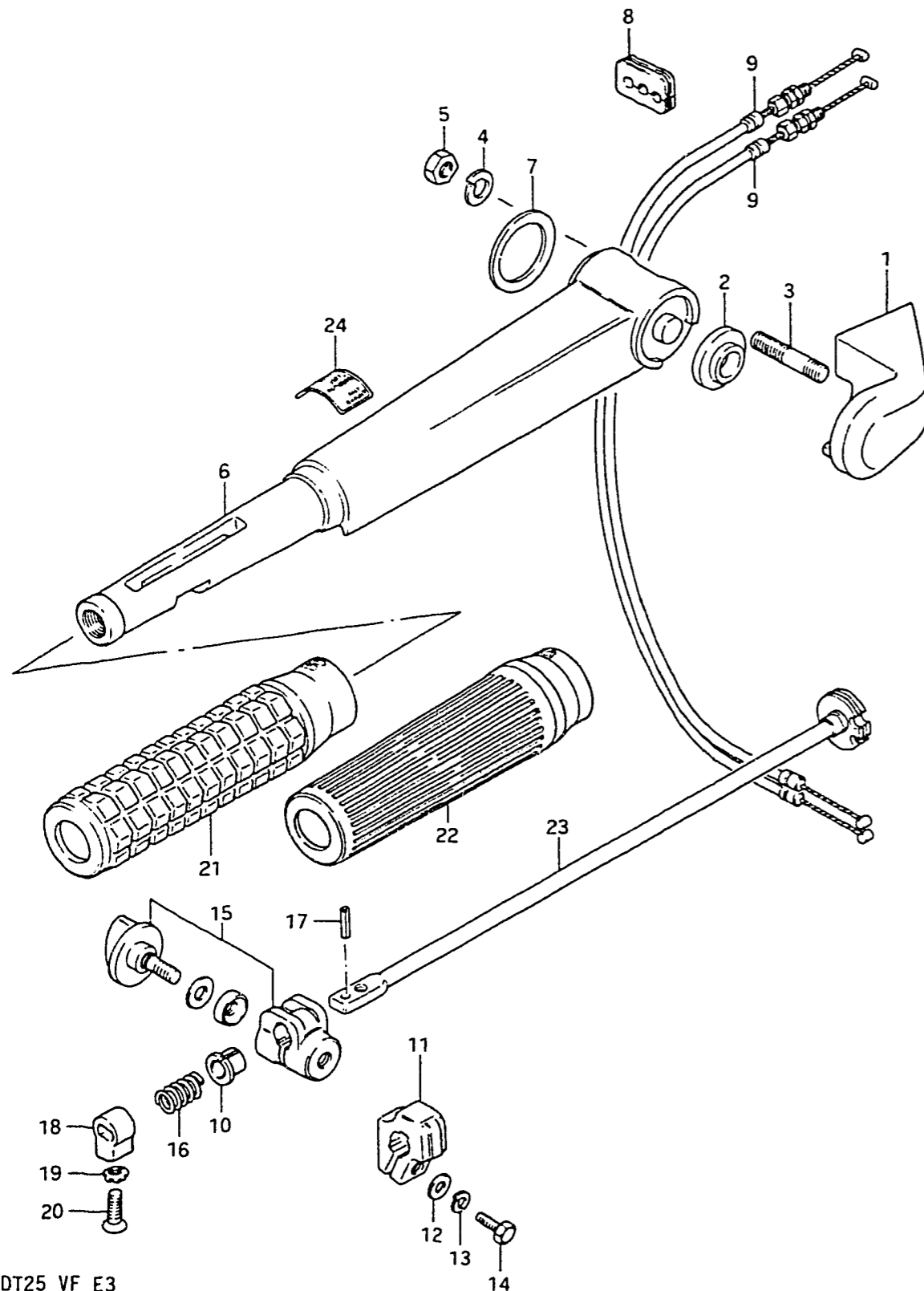
Q'TY

REMARKS

| REF.NO. | PART NO.        | DESCRIPTION                 | Q'TY | REMARKS      |
|---------|-----------------|-----------------------------|------|--------------|
| 1-1     | 61400-96860-02M | COVER SET, engine           | 1    | model QD     |
| 1-2     | 61400-96861-02M | COVER SET, engine           | 1    | model VE     |
| 1-3     | 61400-96863-02M | COVER SET, engine           | 1    | model VF     |
| 2-1     | 61431-96300-02M | .HANDLE, tilt up            | 1    | model QD     |
| 2-2     | 61431-96301-02M | .HANDLE, tilt up            | 1    | model VE/VF  |
| 3       | 03242-06169     | .SCREW                      | 3    |              |
| 4-1     | 61422-96360     | .MARK, emblem, front        | 1    | model QD/VE  |
| 4-2     | 61422-96361     | .MARK, emblem, front        | 1    | model VF     |
| 5-1     | 61443-96350     | .DECAL, side RH             | 1    | model QD/VE  |
| 5-2     | 61443-96351     | .DECAL, side RH             | 1    | model VF     |
| 6-1     | 61453-96350     | .DECAL, side LH             | 1    | model QD/VE  |
| 6-2     | 61453-96351     | .DECAL, side LH             | 1    | model VF     |
| 7-1     | 61435-96350     | .EMBLEM, rear               | 1    | model QD/VE  |
| 7-2     | 61435-96351     | .EMBLEM, rear               | 1    | model VF     |
| 8       | 21131-96003     | .MARK, clutch shift         | 1    |              |
| 9       | 61441-96300     | .EMBLEM, side               | 2    |              |
| 10      | 61610-96301     | .FASTENER                   | 1    |              |
| 11      | 01107-06128     | .BOLT                       | 1    |              |
| 12      | 08321-21068     | .LOCK WASHER                | 1    |              |
| 13      | 08322-21068     | .WASHER                     | 1    |              |
| 14-1    | 61112-96301     | RUBBER, under cover         | 1    | model QD/VE  |
| 14-2    | 61112-96302     | RUBBER, under cover         | 1    | model VF     |
| 15      | 68110-95201     | COVER, weather              | 1    | OPT (yellow) |
| 16      | 68110-95210     | COVER, weather              | 1    | OPT (white)  |
| 17-1    | 09800-81800     | TOOL SET                    | 1    | model QD/VE  |
| 17-2    | 09800-00306     | TOOL SET                    | 1    | model VF     |
| 18      | 61622-96301     | RUBBER, recoil starter seal | 1    |              |
| 19      | 61457-98501     | MARK, warning               | 1    |              |
| 20      | 61458-98502     | MARK, safety warning        | 1    |              |

FIG. 24

FIG.24 (E- 4) HANDLE



| REF.NO. | PART NO.        | DESCRIPTION           | Q'TY | REMARKS     |
|---------|-----------------|-----------------------|------|-------------|
| 1       | 63121-96302-02M | COVER, tiller handle  | 1    |             |
| 2       | 63114-94300     | SPACER, handle cover  | 1    |             |
| 3       | 09108-08147     | STUD BOLT             | 2    |             |
| 4       | 09162-08007     | LOCK WASHER           | 2    |             |
| 5       | 09140-08016     | NUT                   | 2    |             |
| 6-1     | 63111-96301-02M | HANDLE, tiller        | 1    | ~407231     |
| 6-2     | 63111-96310-02M | HANDLE, tiller        | 1    | 407232~     |
| 7       | 63115-96301     | SPACER                | 1    |             |
| 8       | 63625-96300     | GROMMET               | 1    |             |
| 9       | 63610-96301     | CABLE, throttle       | 2    |             |
| 10      | 63225-93200     | BUSH, handle rod      | 1    |             |
| 11      | 63241-94300     | ADJUSTER, handle grip | 1    | ~407231     |
| 12      | 09160-06015     | WASHER (6.5x13x1)     | 1    | ~407231     |
| 13      | 09162-06006     | LOCK WASHER           | 1    | ~407231     |
| 14      | 09100-06122     | BOLT (6x20)           | 1    | ~407231     |
| 15      | 63240-96300     | ADJUSTER, handle grip | 1    | 407232~     |
| 16      | 09440-12027     | SPRING                | 1    |             |
| 17      | 63227-93200     | PIN, handle rod       | 1    | L:14        |
| 18-1    | 63223-93200     | STOPPER, handle rod   | 1    | ~304553     |
| 18-2    | 63223-93201     | STOPPER, handle rod   | 1    | 304554~     |
| 19      | 09163-06001     | LOCK WASHER           | 1    |             |
| 20-1    | 09126-06004     | SCREW                 | 1    | model QD/VE |
| 20-2    | 09126-06006     | SCREW                 | 1    | model VF    |
| 21      | 63210-93202     | GRIP, handle          | 1    | model QD    |
| 22      | 63210-93901     | GRIP, handle          | 1    | model VE/VF |
| 23      | 63220-96300     | ROD, handle           | 1    |             |
| 24      | 63215-93400     | MARK, handle          | 1    |             |

FIG. 25

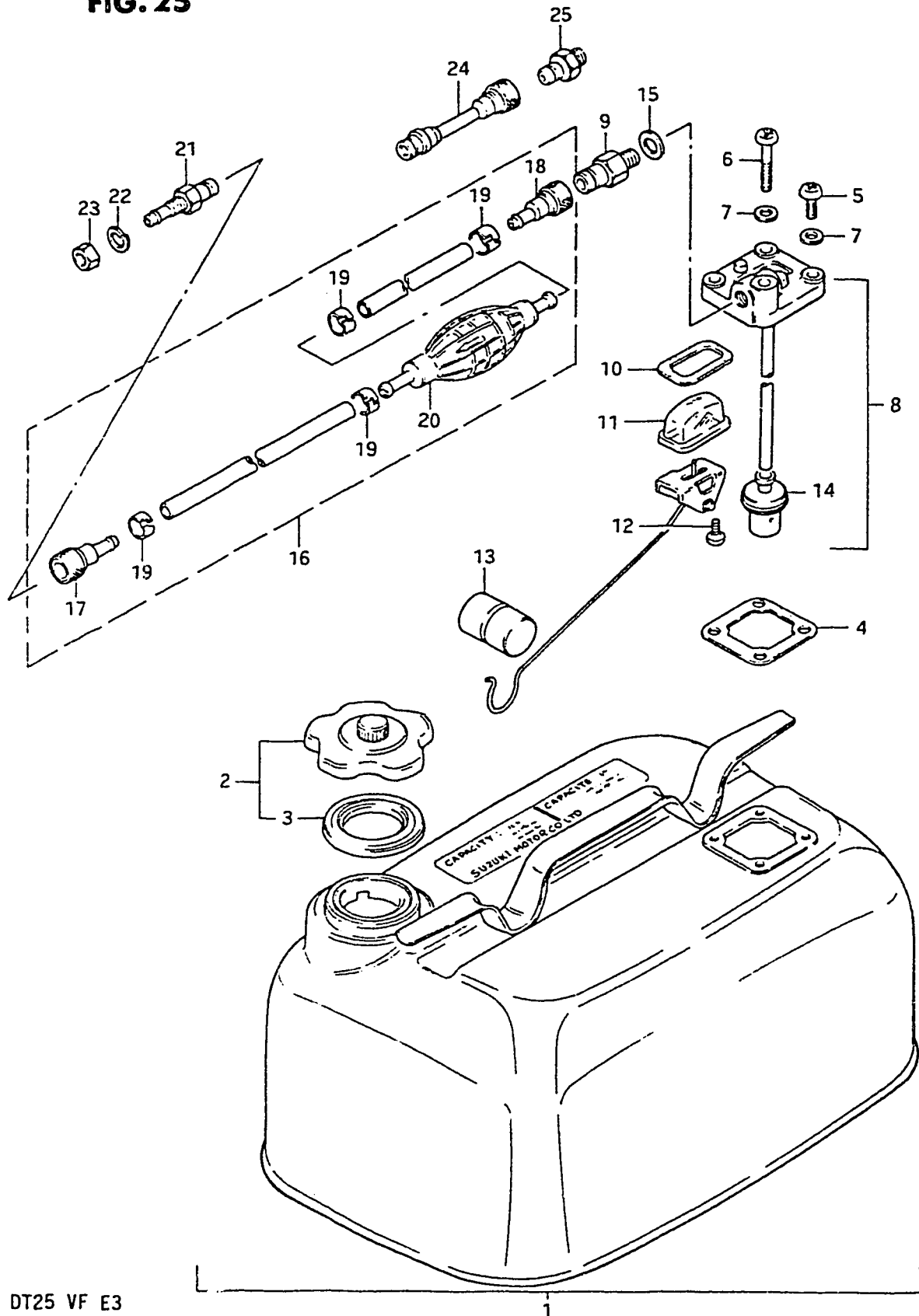


FIG. 25 (E- 5) FUEL TANK

| REF.NO. | PART NO.    | DESCRIPTION             | Q'TY | REMARKS               |
|---------|-------------|-------------------------|------|-----------------------|
| 1       | 65000-95200 | TANK SET, fuel (23L)    | 1    | 6 US.GAL./ 5 IMP.GAL. |
| 2       | 65510-98506 | .CAP ASSY               | 1    |                       |
| 3       | 65561-98502 | ..GASKET                | 1    |                       |
| 4       | 65871-93010 | .GASKET, fuel gauge     | 1    |                       |
| 5       | 02112-06167 | .SCREW                  | 3    |                       |
| 6       | 02112-06408 | .SCREW                  | 1    |                       |
| 7       | 09168-06002 | .WASHER                 | 4    |                       |
| 8       | 65850-95504 | .GAUGE ASSY, fuel       | 1    |                       |
| 9       | 65740-95500 | ..CONNECTOR, male fuel  | 1    | M12,OD:13             |
| 10      | 65854-93001 | ..GASKET, strainer      | 1    |                       |
| 11      | 65853-93001 | ..STRAINER              | 1    |                       |
| 12      | 02112-04108 | ..SCREW                 | 2    |                       |
| 13      | 65864-95200 | ..FLOAT                 | 1    |                       |
| 14      | 65830-95500 | ..FILTER, outlet        | 1    |                       |
| 15      | 09168-12001 | ..GASKET (12.5x20x1)    | 1    |                       |
| 16      | 65700-95205 | HOSE, fuel              | 1    |                       |
| 17      | 65750-98505 | .CONNECTOR, female fuel | 1    | ID:11                 |
| 18      | 65750-93000 | .CONNECTOR, female fuel | 1    | ID:13                 |
| 19      | 65781-98500 | .CLIP                   | 4    |                       |
| 20      | 65770-99702 | .PUMP, squeeze          | 1    |                       |
| 21      | 65720-98520 | CONNECTOR, male fuel    | 1    | OD:11                 |
| 22      | 08321-21108 | LOCK WASHER             | 1    |                       |
| 23      | 08310-22108 | NUT                     | 1    |                       |
| 24      | 65700-95271 | HOSE, fuel joint        | 1    | OPT                   |
| 25      | 65720-98590 | CONNECTOR, male fuel    | 1    | OPT,M12-11, ID:11     |

FIG. 26

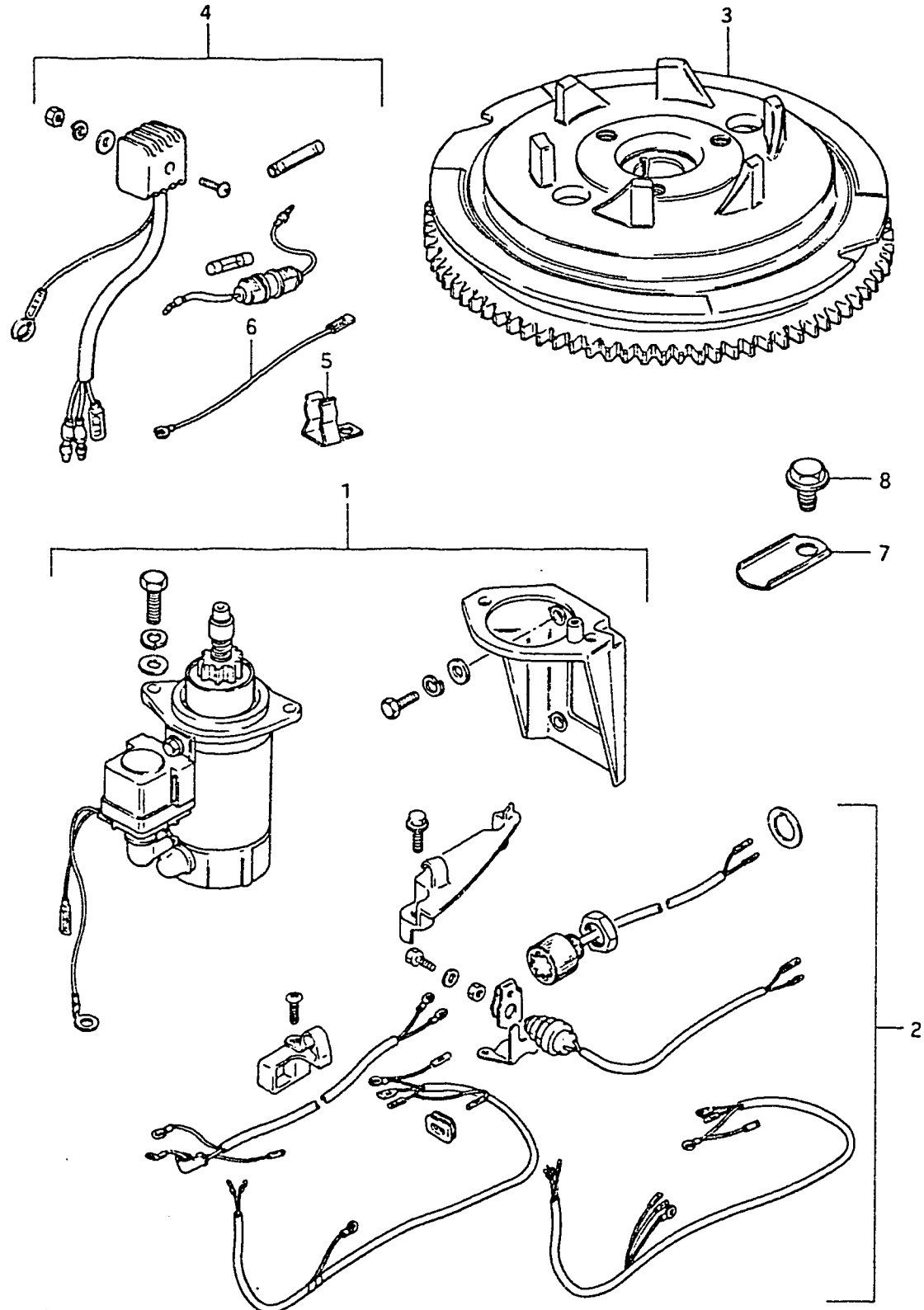


FIG.26 (F- 2) OPTIONAL : ELECTRICAL (FOR MANUAL STARTER)

| REF.NO. | PART NO.    | DESCRIPTION               | Q'TY | REMARKS     |
|---------|-------------|---------------------------|------|-------------|
| 1       | 31101-96300 | MOTOR SET, starter        | 1    |             |
| 2-1     | 33800-96300 | SWITCH, starter/cable set | 1    | model QD    |
| 2-2     | 33800-96301 | SWITCH, starter/cable set | 1    | model VE/VF |
| 3       | 32102-96310 | FLYWHEEL                  | 1    |             |
| 4       | 32801-96300 | RECTIFIER SET             | 1    |             |
| 5       | 36791-95200 | .HOLDER                   | 1    |             |
| 6       | 36898-93300 | .LEAD, wire               | 1    |             |
| 7       | 33815-94500 | PROTECTOR, cable          | 1    |             |
| 8       | 09103-06049 | BOLT (6x12)               | 1    |             |

FIG. 27

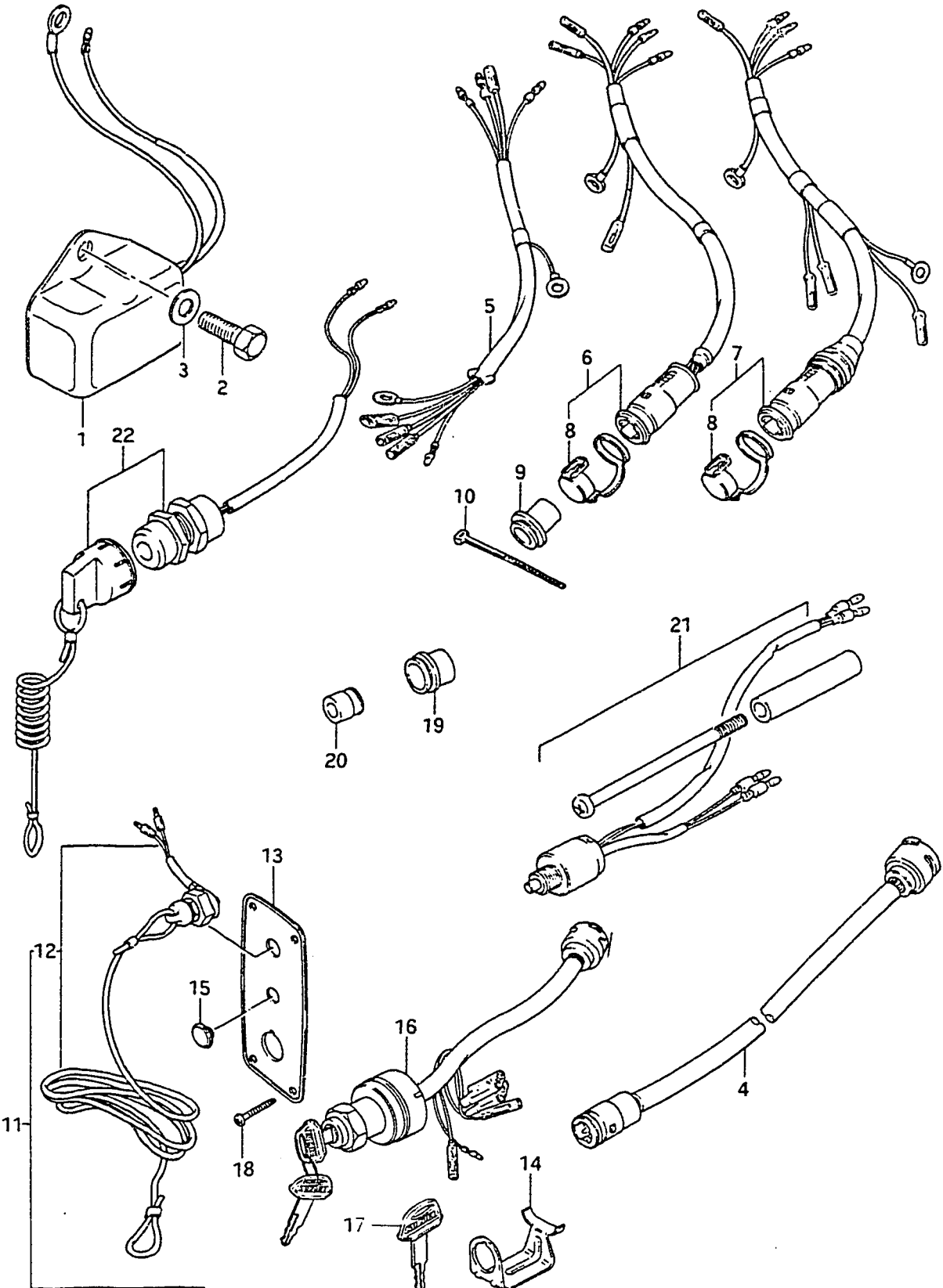


FIG. 27 (F- 3) OPTIONAL : ELECTRICAL (FOR ELECTRIC STARTER)

| REF.NO. | PART NO.    | DESCRIPTION                   | Q'TY | REMARKS            |
|---------|-------------|-------------------------------|------|--------------------|
| 1       | 32500-95721 | REGULATOR, voltage            | 1    |                    |
| 2       | 01107-06128 | BOLT                          | 2    |                    |
| 3       | 08322-21067 | WASHER                        | 2    |                    |
| 4-1     | 36620-95202 | WIRING HARNESS, extension     | 1    | model QD/VE        |
| 4-2     | 36620-95203 | WIRING HARNESS, extension     | 1    | model VF           |
| 5       | 36630-96310 | WIRING HARNESS, remo-con (1)  | 1    |                    |
| 6       | 36630-96320 | WIRING HARNESS, remo-con (2)  | 1    | model QD/VE        |
| 7       | 36630-96330 | WIRING HARNESS, remo-con (2)  | 1    | model VF           |
| 8       | 36631-94300 | .CAP, remo-con harness        | 1    |                    |
| 9       | 36639-94300 | GROMMET                       | 1    |                    |
| 10      | 36632-95501 | CLAMP, connector grommet      | 1    |                    |
| 11      | 37100-95210 | PANEL ASSY, switch            | 1    |                    |
| 12      | 37820-95353 | .SWITCH ASSY, emergency       | 1    |                    |
| 13      | 37139-95251 | .PANEL, switch                | 1    |                    |
| 14      | 37150-93350 | .HOLDER                       | 1    | H27.1              |
| 15      | 37101-93310 | .CAP, panel                   | 2    |                    |
| 16      | 37110-95210 | .SWITCH, emergency            | 1    |                    |
| 17-1    | 37141-93300 | ..KEY, spare (8511)           | 1    | (1) is standard    |
| 17-2    | 37141-93310 | ..KEY, spare (8512)           | 1    |                    |
| 17-3    | 37141-93320 | ..KEY, spare (8513)           | 1    |                    |
| 17-4    | 37141-93330 | ..KEY, spare (8611)           | 1    |                    |
| 17-5    | 37141-93340 | ..KEY, spare (8612)           | 1    |                    |
| 17-6    | 37141-93350 | ..KEY, spare (8613)           | 1    |                    |
| 18      | 03112-04129 | SCREW                         | 4    |                    |
| 19      | 36612-94301 | GROMMET, 1                    | 1    |                    |
| 20      | 36613-94300 | GROMMET, 2                    | 1    |                    |
| 21      | 67140-95300 | ATTACHMENT, twin remo-con kit | 1    | NA05 remo-con box  |
| 22      | 37820-94420 | SWITCH ASSY, emergency        | 1    |                    |
| 23      | 67140-95600 | ATTACHMENT, twin remo-con kit | 1    | NA12S remo-con box |

**FIG. 28**

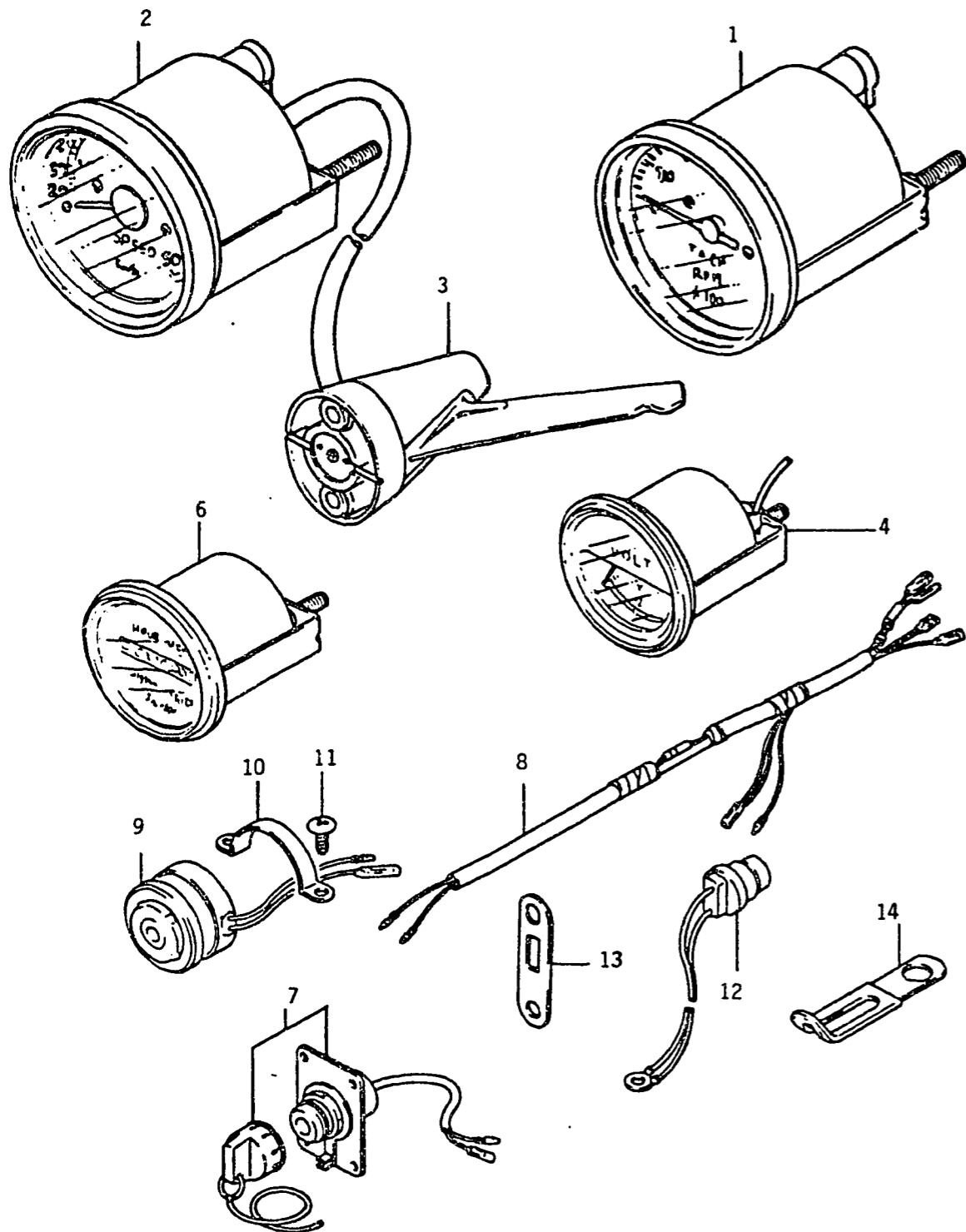
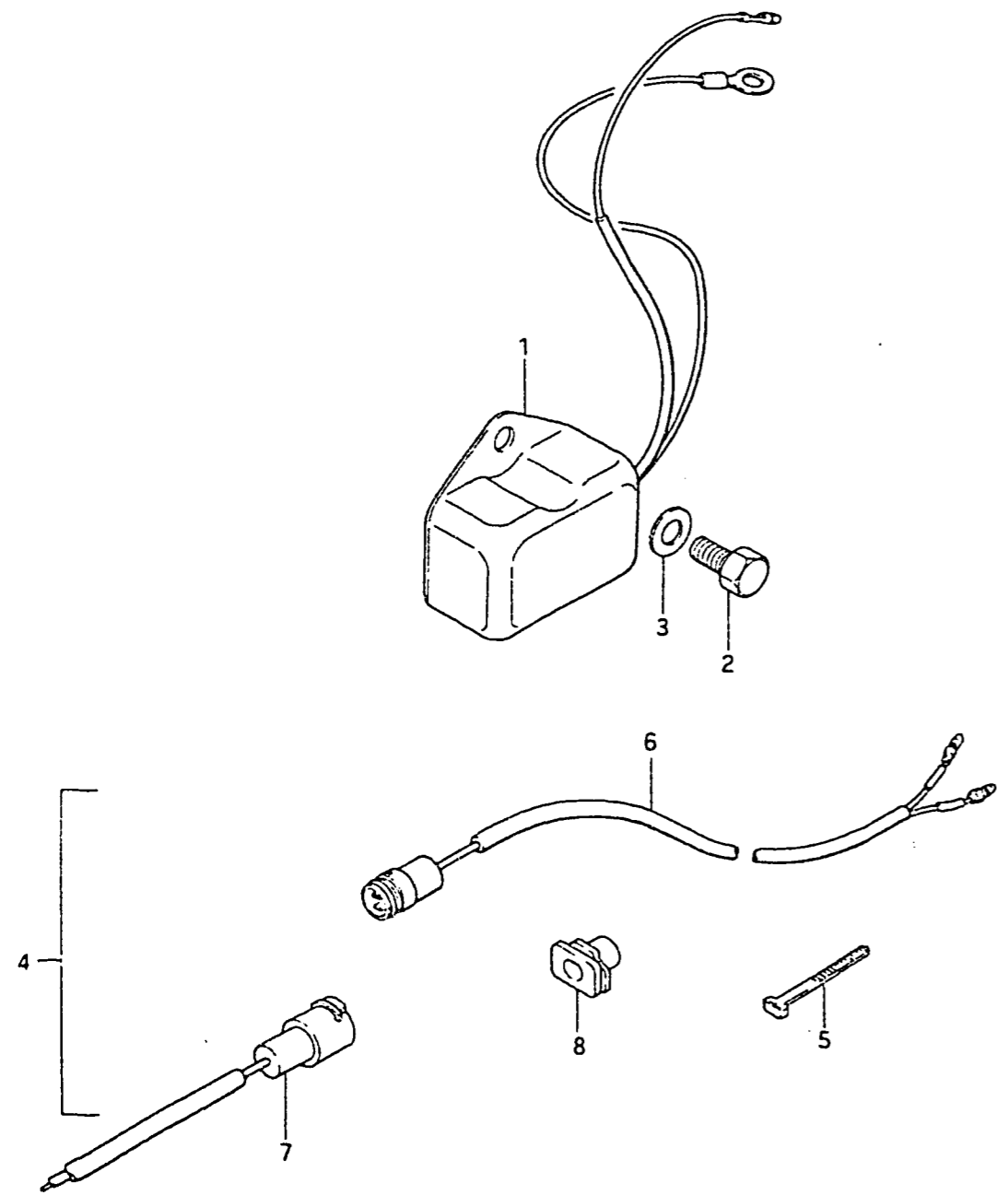


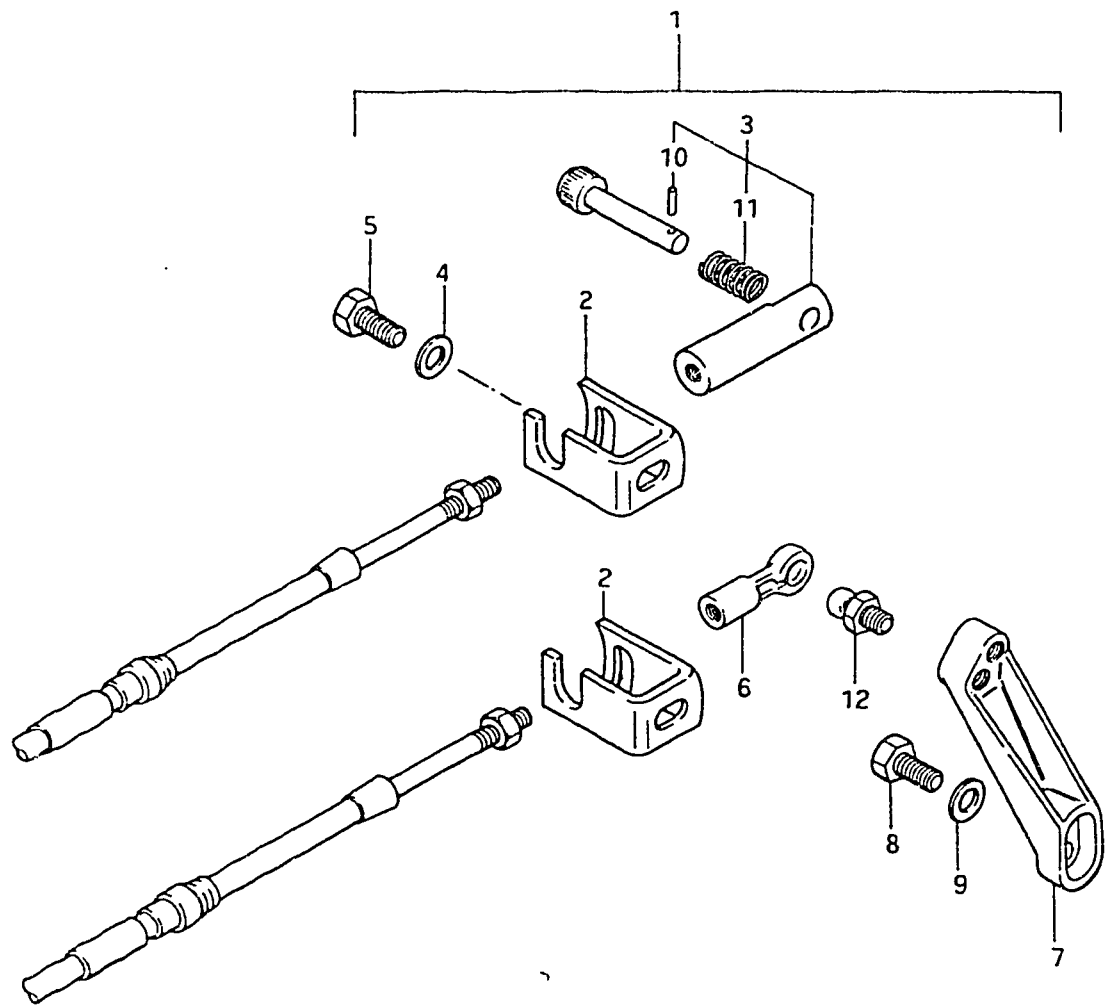
FIG. 28 (F-4) OPTIONAL: ELECTRICAL

| REF.NO. | PART NO.        | DESCRIPTION                 | Q'TY | REMARKS   |
|---------|-----------------|-----------------------------|------|-----------|
| 1       | 99105-00181     | TACHOMETER                  | 1    |           |
| 2       | 99105-00176     | SPEEDOMETER                 | 1    |           |
| 3       | 99105-00176-001 | .PITOT TUBE ASSY            | 1    |           |
| 4       | 99105-00177     | VOLTMETER                   | 1    |           |
| 5       | 99105-00178     | FUEL GAUGE                  | 1    | Not Shown |
| 6       | 99105-00180     | HOUR METER                  | 1    |           |
| 7       | 34108-94500     | SWITCH ASSY, meter lighting | 1    |           |
| 8       | 34109-94500     | LEAD, meter extension       | 1    |           |
| 9       | 38500-95503     | BUZZER, warning             | 1    |           |
| 10      | 38501-95500     | BAND, warning buzzer        | 1    |           |
| 11      | 02112-05088     | SCREW                       | 2    |           |
| 12      | 34850-94700     | SWITCH, heat                | 1    |           |
| 13      | 34853-94301     | SUPPORTER UNIT              | 1    |           |
| 14      | 09404-08201     | CLAMP (L:52)                | 1    |           |

| REF.NO. | PART NO.    | DESCRIPTION           | Q'TY | REMARKS     |
|---------|-------------|-----------------------|------|-------------|
| 1       | 32500-95721 | REGULATOR, voltage    | 1    |             |
| 2       | 01107-06128 | BOLT                  | 2    |             |
| 3       | 08322-21068 | WASHER                | 2    |             |
| 4       | 39600-93900 | CONCENT SET           | 1    |             |
| 5       | 36632-95501 | .CLAMP                | 1    |             |
| 6-1     | 39601-93900 | .CONCENT ASSY, lamp   | 1    | model QD/VE |
| 6-2     | 39601-93902 | .CONCENT ASSY, lamp   | 1    | model VF    |
| 7       | 39602-93900 | .PLUG ASSY, lamp cord | 1    |             |
| 8       | 39603-93900 | .GROMMET              | 1    |             |







| REF.NO. | PART NO.        | DESCRIPTION                | Q'TY | REMARKS |
|---------|-----------------|----------------------------|------|---------|
| 1       | 67130-94302-02M | REMOTE CONTROL PARTS ASSY  | 1    |         |
| 2       | 67341-94301     | .HOLDER, remo-con cable    | 2    |         |
| 3       | 67440-93701     | .GUIDE, clutch cable       | 1    |         |
| 4       | 09160-06015     | .WASHER (6.5x13x1)         | 2    |         |
| 5       | 09100-06115     | .BOLT (6x15)               | 2    |         |
| 6       | 67466-95200     | .CONNECTOR, remo-con cable | 1    |         |
| 7-1     | 67414-94300-02M | .LEVER, remo-con throttle  | 1    | ~407231 |
| 7-2     | 67414-94301-02M | .LEVER, remo-con throttle  | 1    | 407232~ |
| 8       | 09100-06115     | .BOLT (6x15)               | 1    |         |
| 9       | 09160-06015     | .WASHER (6.5x13x1)         | 1    |         |
| 10      | 09205-02006     | .SPRING PIN                | 1    |         |
| 11      | 09440-09012     | .SPRING                    | 1    |         |
| 12      | 09119-06047     | .BALL PIVOT                | 1    |         |

FIG.31

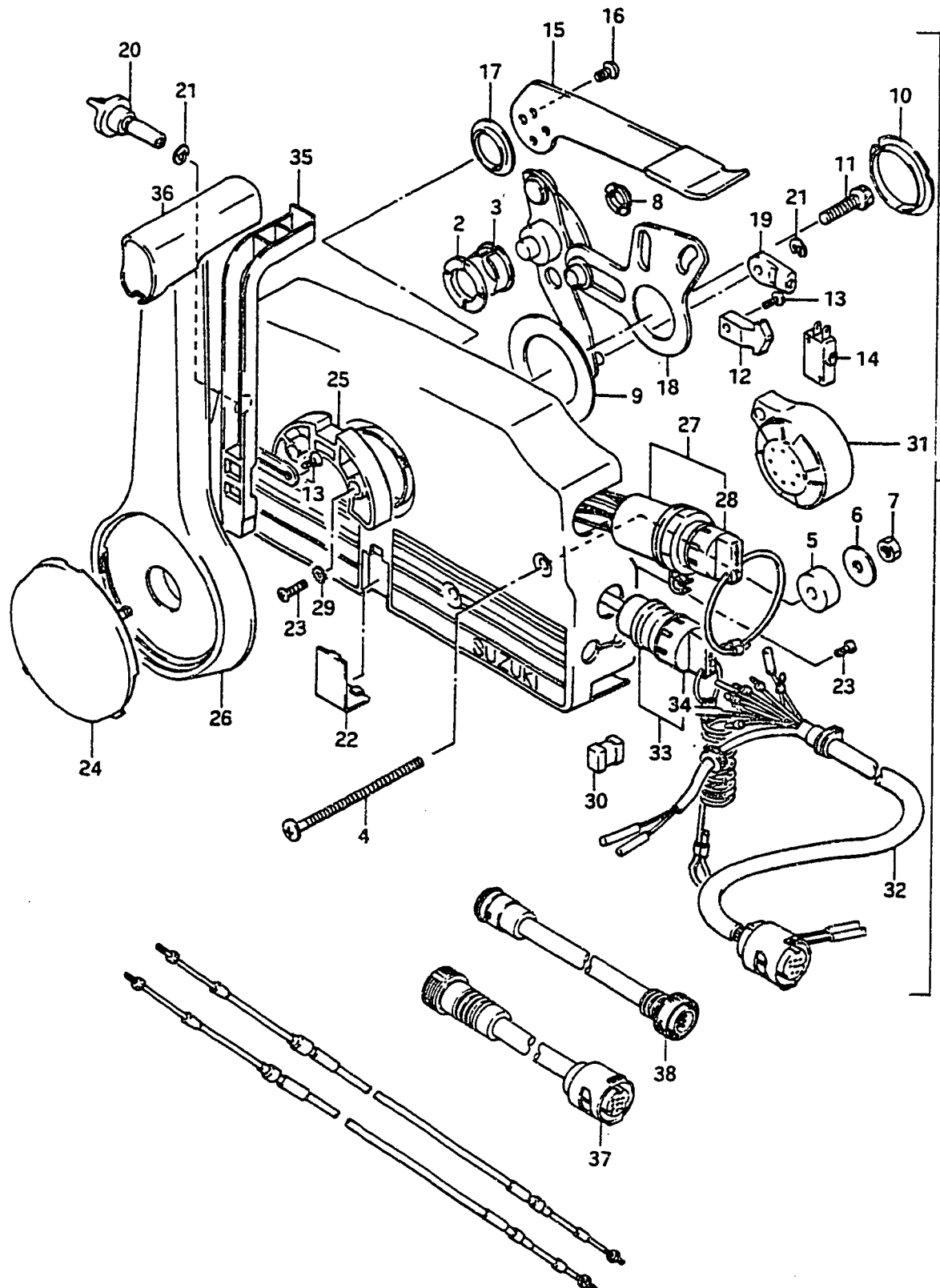


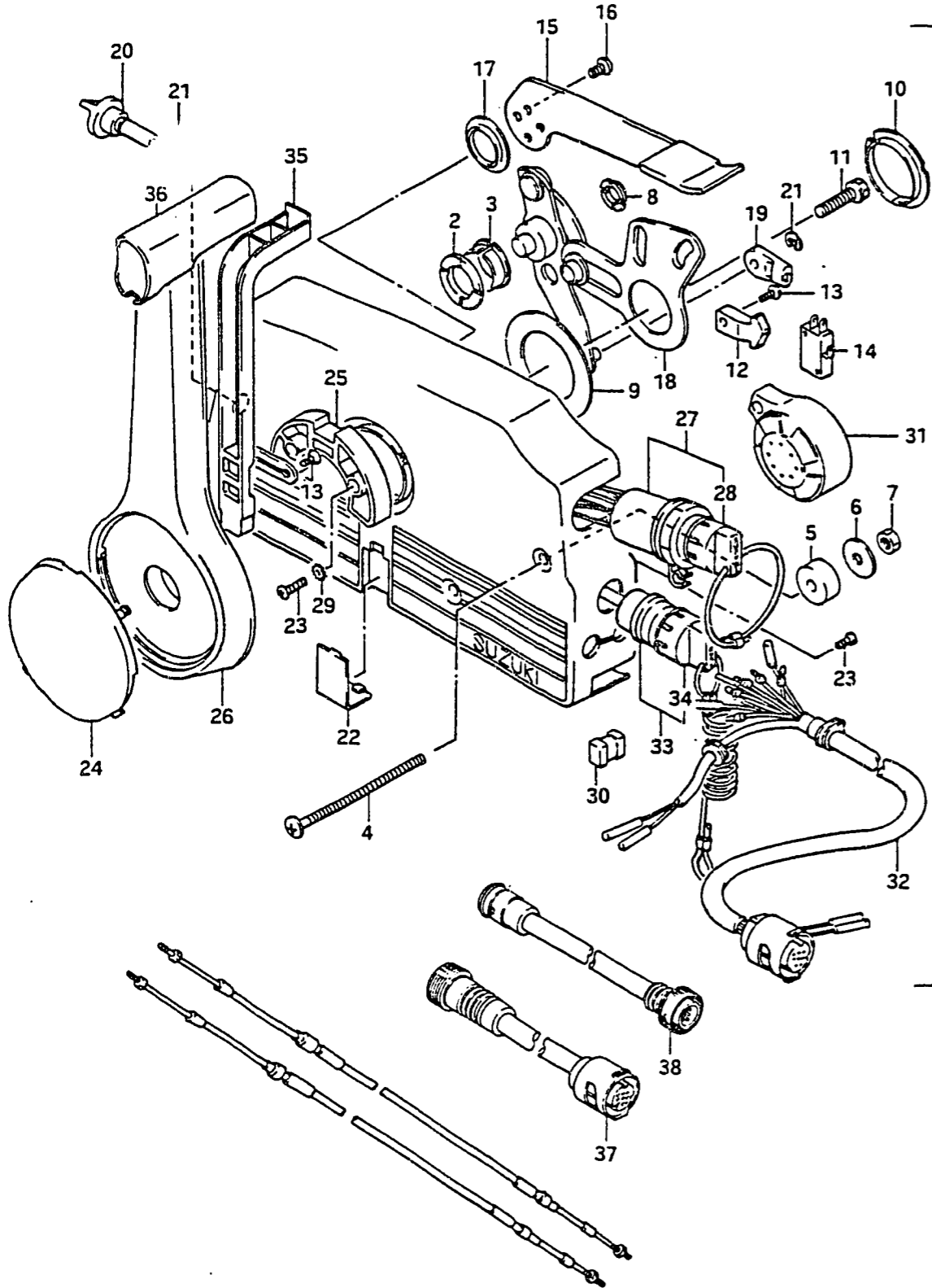
FIG.31 (F- 7) OPTIONAL : REMOTE CONTROL

| REF.NO. | PART NO.    | DESCRIPTION             | Q'TY | REMARKS         |
|---------|-------------|-------------------------|------|-----------------|
| 1       | 67200-95660 | REMOTE CONTROL BOX ASSY | 1    |                 |
| 2       | 67232-95600 | .BUSH                   | 1    |                 |
| 3       | 67232-95620 | .BUSH                   | 1    |                 |
| 4       | 67296-95600 | .SCREW                  | 3    |                 |
| 5       | 67294-95600 | .SPACER                 | 3    |                 |
| 6       | 67288-94310 | .WASHER                 | 3    |                 |
| 7       | 09140-06004 | .NUT                    | 3    |                 |
| 8       | 67232-95610 | .BUSH                   | 1    |                 |
| 9       | 67253-95600 | .WASHER                 | 1    |                 |
| 10      | 67252-95600 | .BUSH                   | 1    |                 |
| 11      | 09100-08112 | .BOLT                   | 1    |                 |
| 12      | 67214-95600 | .ACTUATOR               | 1    |                 |
| 13      | 67296-94300 | .SCREW                  | 3    |                 |
| 14      | 37721-94600 | .SWITCH, neutral        | 1    |                 |
| 15      | 67241-95650 | .LEVER, free throt      | 1    |                 |
| 16      | 09126-05003 | .SCREW                  | 2    |                 |
| 17      | 67243-95600 | .BUSH                   | 1    |                 |
| 18      | 67220-95600 | .PLATE ASSY             | 1    |                 |
| 19      | 67275-95600 | .END, cable             | 2    |                 |
| 20      | 67223-95600 | .KNOB, brake ADJ        | 1    |                 |
| 21      | 67292-94300 | .E RING                 | 3    |                 |
| 22      | 67267-95600 | .COVER, wire            | 1    |                 |
| 23      | 67296-95610 | .SCREW                  | 7    |                 |
| 24      | 67257-95600 | .CAP, lever             | 1    |                 |
| 25      | 67256-95600 | .HOLDER, neut lock      | 1    |                 |
| 26      | 67251-95600 | .LEVER, handle          | 1    |                 |
| 27      | 37110-94600 | .IGNITION SWITCH        | 1    |                 |
| 28-1    | 37141-94400 | ..KEY (101)             | 1    | (1) is standard |
| 28-2    | 37141-94410 | ..KEY (102)             | 1    |                 |
| 28-3    | 37141-94420 | ..KEY (103)             | 1    |                 |
| 28-4    | 37141-94430 | ..KEY (104)             | 1    |                 |
| 28-5    | 37141-94440 | ..KEY (105)             | 1    |                 |
| 28-6    | 37141-94450 | ..KEY (106)             | 1    |                 |

(1) is standard

FIG.31 (F- 8) OPTIONAL : REMOTE CONTROL

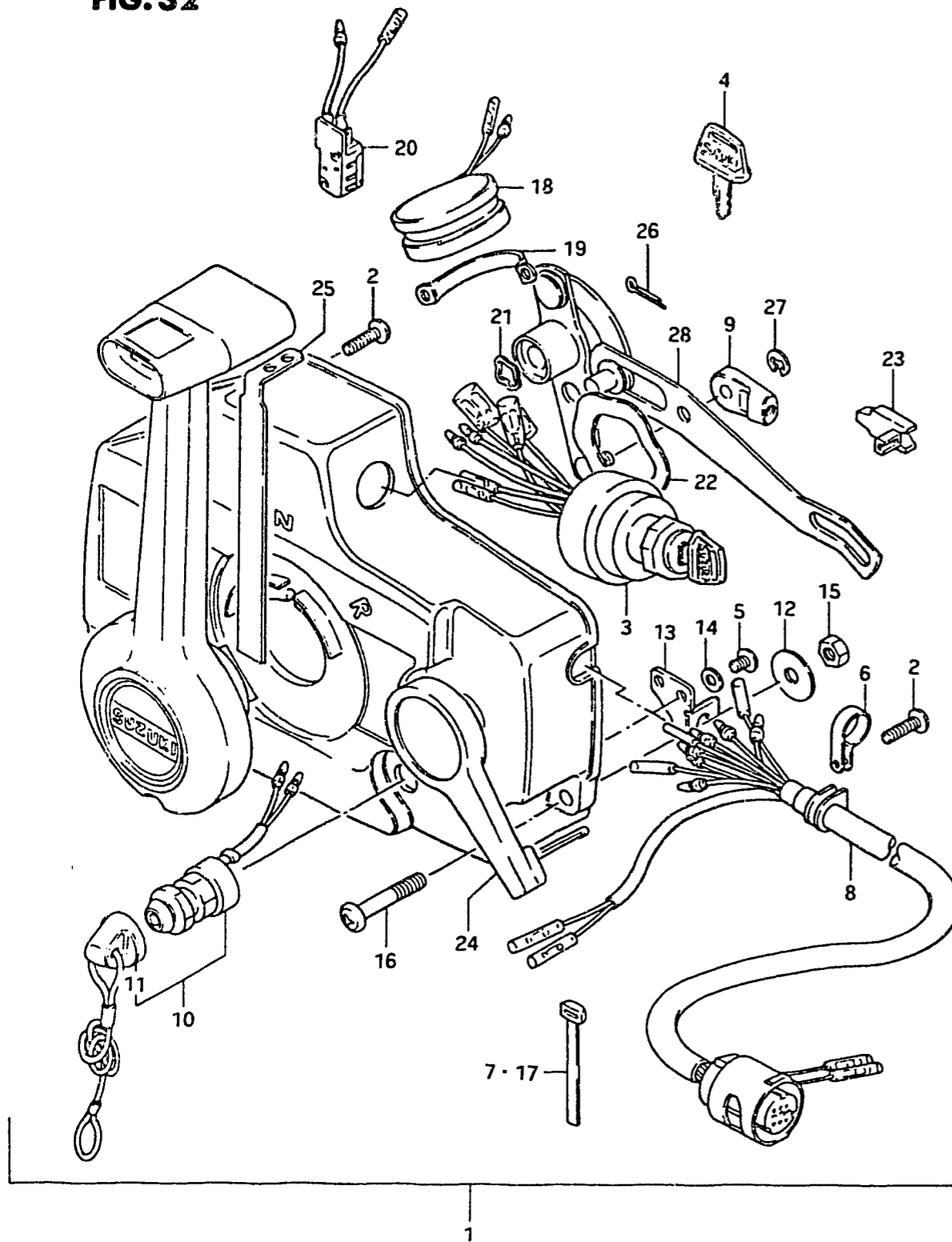
FIG.31



| REF.NO. | PART NO.    | DESCRIPTION             | Q'TY | REMARKS     |
|---------|-------------|-------------------------|------|-------------|
| 29      | 67297-95600 | .WASHER                 | 2    |             |
| 30      | 67273-95600 | .SPACER                 | 1    |             |
| 31      | 38500-94600 | .BUZZER                 | 1    |             |
| 32      | 36620-94610 | .WIRING HARNESS 7 WIRES | 1    | L:5000      |
| 33      | 37820-94402 | .SWITCH ASSY, emergency | 1    |             |
| 34      | 37823-94400 | ..CAP & ROPE            | 1    |             |
| 35      | 67255-95600 | .ARM, neutral lock      | 1    |             |
| 36      | 67261-95610 | .GRIP                   | 1    |             |
| 37      | 36641-94701 | ADAPTOR (O.N)(L:160)    | 1    |             |
| 38-1    | 36642-94702 | ADAPTOR (N.O)(L:300)    | 1    | model QD/VE |
| 38-2    | 36642-94703 | ADAPTOR (N.O)(L:300)    | 1    | model VF    |

FIG. 32

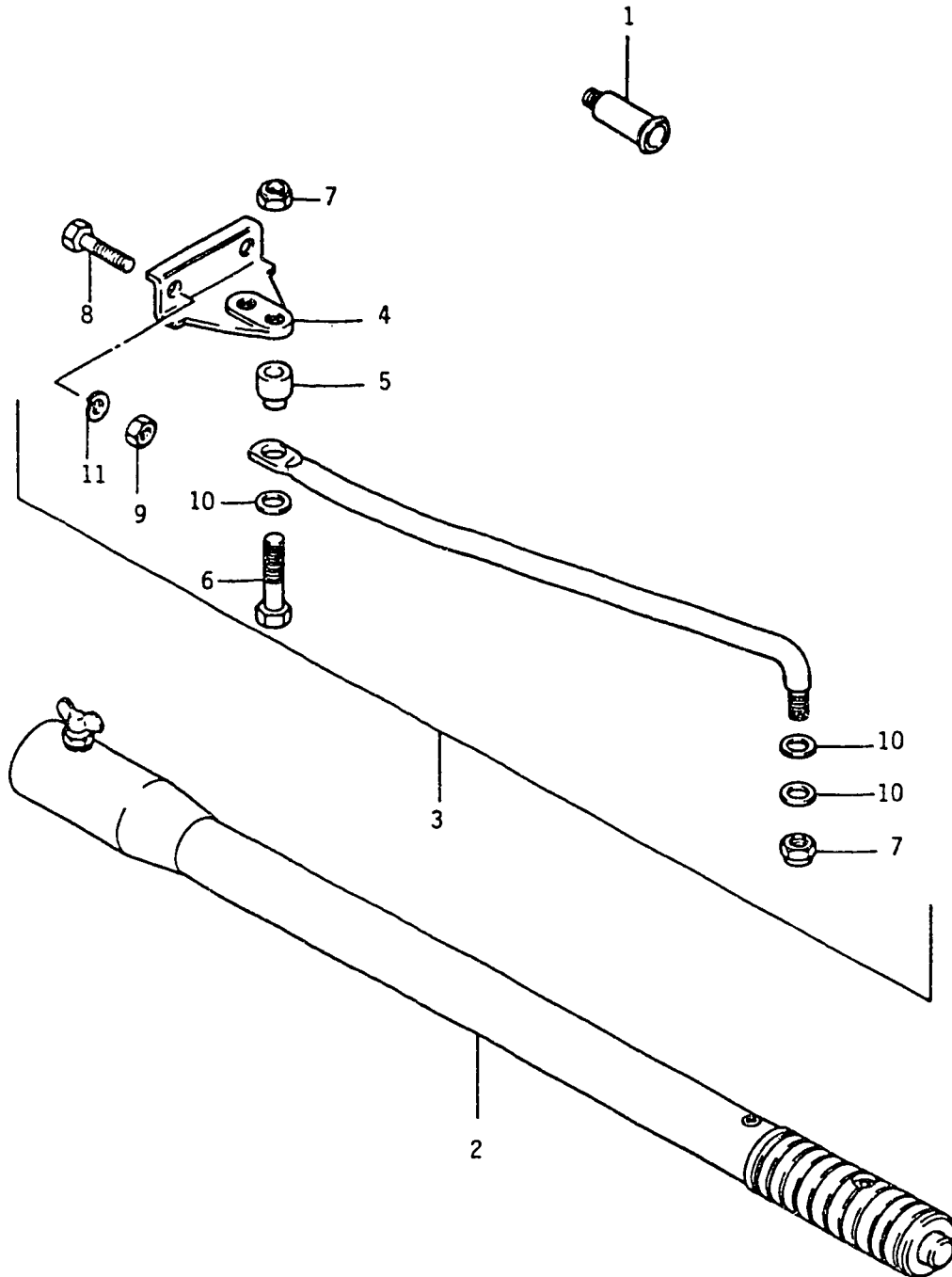
FIG.32 (F-9) OPTIONAL : REMOTE CONTROL



| REF.NO. | PART NO.    | DESCRIPTION                | Q'TY | REMARKS         |
|---------|-------------|----------------------------|------|-----------------|
| 1       | 67200-95551 | REMOTE CONTROL BOX         | 1    |                 |
| 2       | 67296-94300 | .SCREW                     | 3    |                 |
| 3       | 37110-94301 | .SWITCH ASSY, ignition     | 1    |                 |
| 4-1     | 37141-93300 | ..KEY, spare (8511)        | 1    | (1) is standard |
| 4-2     | 37141-93310 | ..KEY, spare (8512)        | 1    |                 |
| 4-3     | 37141-93320 | ..KEY, spare (8513)        | 1    |                 |
| 4-4     | 37141-93330 | ..KEY, spare (8611)        | 1    |                 |
| 4-5     | 37141-93340 | ..KEY, spare (8612)        | 1    |                 |
| 4-6     | 37141-93350 | ..KEY, spare (8613)        | 1    |                 |
| 5       | 67296-94310 | .SCREW                     | 6    |                 |
| 6       | 36622-94300 | .CLAMP                     | 2    |                 |
| 7       | 36632-95501 | .CLAMP                     | 1    |                 |
| 8       | 36620-94320 | .WIRING HARNESS, extension | 1    |                 |
| 9       | 67275-94300 | .CABLE END                 | 2    |                 |
| 10      | 37820-96302 | .SWITCH, emergency         | 1    |                 |
| 11      | 37823-95251 | ..CAP                      | 1    |                 |
| 12      | 67288-94300 | .WASHER                    | 6    |                 |
| 13      | 67271-94300 | .HOLDER, cable             | 1    |                 |
| 14      | 67288-94310 | .WASHER                    | 3    |                 |
| 15      | 09140-06004 | .NUT                       | 3    |                 |
| 16      | 09125-06012 | .SCREW                     | 3    |                 |
| 17      | 37119-94300 | .BAND                      | 3    |                 |
| 18      | 38500-95503 | .BUZZER, warning           | 1    |                 |
| 19      | 38501-95500 | .BAND, warning buzzer      | 1    |                 |
| 20      | 37721-95551 | .SWITCH ASSY, neutral      | 1    |                 |
| 21      | 67232-94300 | .BUSH                      | 1    |                 |
| 22      | 67252-94300 | .BUSH                      | 1    |                 |
| 23      | 67214-94300 | .ACTUATOR                  | 1    |                 |
| 24      | 67241-94300 | .LEVER, free throttle      | 1    |                 |
| 25      | 67255-94300 | .ARM, neutral lock         | 1    |                 |
| 26      | 67293-94300 | .PIN                       | 1    |                 |
| 27      | 67292-94300 | .E RING                    | 3    |                 |
| 28      | 67220-94300 | .PLATE ASSY                | 1    |                 |

FIG. 33

FIG.33 (F-10) OPTIONAL : EXTENSION BAR



| REF.NO. | PART NO.    | DESCRIPTION                | Q'TY | REMARKS |
|---------|-------------|----------------------------|------|---------|
| 1       | 55181-95200 | ATTACHMENT, flush hose     | 1    |         |
| 2       | 63300-93900 | BAR ASSY, extension        | 1    |         |
| 3       | 67701-96300 | DRAG LINK ASSY             | 1    |         |
| 4       | 43755-96301 | .ATTACHMENT, steering BRKT | 1    |         |
| 5-1     | 67721-94500 | .SPACER (H:7.5)            | 1    |         |
| 5-2     | 67721-94300 | .SPACER (H:6)              | 1    |         |
| 6       | 67725-94500 | .BOLT                      | 1    |         |
| 7       | 67726-94500 | .NUT                       | 2    |         |
| 8       | 09100-08224 | .BOLT                      | 2    |         |
| 9       | 09140-08016 | .NUT                       | 2    |         |
| 10-1    | 09160-10040 | .WASHER (10.5x19x2)        | 3    |         |
| 10-2    | 67728-94500 | .WASHER (9.8x18x2)         | 3    |         |
| 11      | 09162-08007 | .LOCK WASHER               | 2    |         |

FIG. 34

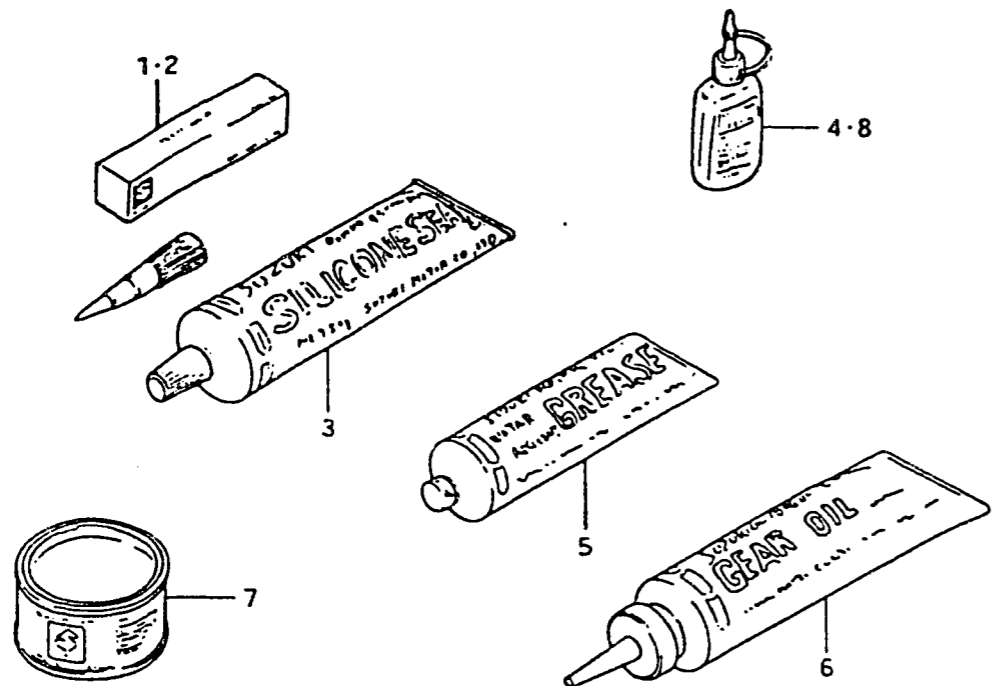


FIG. 34 (F-11) OPTIONAL

| REF.NO. | PART NO.        | DESCRIPTION               | Q'TY |           | REMARKS |
|---------|-----------------|---------------------------|------|-----------|---------|
| 1       | 99000-31030     | GASKET, liquid, No.4      | 1    | 100g      |         |
| 2       | 99000-31050     | SUZUKI BOND, No.1         | 1    | 100g      |         |
| 3       | 99000-31120     | SUZUKI SILICON SEAL       | 1    | 50g       |         |
| 4       | 99000-32050     | THREAD LOCK CEMENT, super | 1    | 50g       |         |
| 5-1     | 99000-25160     | GREASE, water resistant   | 1    | 250g      |         |
| 5-2     | 99000-25170     | GREASE, water resistant   | 1    | 50g       |         |
| 6       | 99000-22540     | GEAR OIL, outboard motor  | 1    | 400cc     |         |
| 7       | 99000-25010     | SUZUKI SUPER GREASE       | 1    | 450g      |         |
| 8       | 99000-32020     | THREAD LOCK CEMENT, super | 1    | 50g, 103Q |         |
| 9-1     | 99000-10109-01T | PAINT (FRANCOIS WHITE)    | 1    | 90g       |         |
| 9-2     | 99000-10209-02M | PAINT (Arctic Silver)     | 1    | 90g       |         |

